

**RELATIVE MINOR**

Fill in the missing chords.

<u>Major</u>	<u>Rel. Mi.</u>	<u>Major</u>	<u>Rel. Mi.</u>	<u>Major</u>	<u>Rel. Mi.</u>
C Ma.	A mi.	G Ma.	E mi.	C <sup>#</sup> Ma.	
F Ma.			A mi.		B mi.
B <sup>b</sup> Ma.	G mi.		D mi.	F <sup>#</sup> Ma.	
E <sup>b</sup> ma.			G mi.		A <sup>#</sup> mi.
A <sup>b</sup> Ma.			D <sup>#</sup> mi.	C <sup>b</sup> Ma.	
D <sup>b</sup> Ma.			G <sup>#</sup> mi.		G <sup>b</sup> mi.
G <sup>b</sup> Ma.		E Ma.	C <sup>#</sup> mi.	D <sup>b</sup> Ma.	
C <sup>b</sup> Ma.			B mi.		A <sup>b</sup> mi.
E Ma.			F <sup>#</sup> mi.	E <sup>b</sup> Ma.	
A Ma.			A <sup>#</sup> mi.		B <sup>b</sup> mi.
D Ma.	B mi.		C <sup>b</sup> mi.	F Ma.	
G Ma.			G <sup>b</sup> mi.		C mi.
D <sup>#</sup> Ma.			D <sup>b</sup> mi.	E Ma.	
G <sup>#</sup> Ma.			A <sup>b</sup> mi.		A mi.
C <sup>#</sup> Ma.			E <sup>b</sup> mi.	D Ma.	
B Ma.			B <sup>b</sup> mi.		G mi.
F <sup>#</sup> Ma.			F mi.	D <sup>#</sup> Ma.	
A <sup>#</sup> Ma.			C mi.		G <sup>#</sup> mi.

## RELATIVE MINOR

Fill in the missing chords.

<u>Major</u>	<u>Rel. Mi.</u>	<u>Major</u>	<u>Rel. Mi.</u>	<u>Major</u>	<u>Rel. Mi.</u>
	A <sup>#</sup> mi.	C Ma.		B <sup>b</sup> Ma.	
F <sup>#</sup> Ma.		F Ma.			F <sup>#</sup> mi.
	B mi.	B <sup>b</sup> Ma.		B Ma.	
C <sup>#</sup> Ma.			E <sup>b</sup> mi.		C <sup>#</sup> mi.
G <sup>#</sup> Ma.			A <sup>b</sup> mi.		G <sup>#</sup> mi.
	D <sup>#</sup> mi.		D <sup>b</sup> mi.	D <sup>#</sup> Ma.	
	G mi.	G <sup>b</sup> Ma.		G Ma.	
D Ma.		C <sup>b</sup> Ma.			D mi.
	A mi.	E Ma.		A Ma.	
E Ma.			A mi.		E mi.
	C <sup>b</sup> mi.		D mi.	C <sup>b</sup> Ma.	
G <sup>b</sup> Ma.			G mi.		G <sup>b</sup> mi.
	D <sup>b</sup> mi.	E <sup>b</sup> Ma.		D <sup>b</sup> Ma.	
A <sup>b</sup> Ma.		G <sup>#</sup> Ma.			A <sup>b</sup> mi.
	E <sup>b</sup> mi.	C <sup>#</sup> Ma.		E <sup>b</sup> Ma.	
B <sup>b</sup> Ma.			B mi.		B <sup>b</sup> mi.
	F mi.		F <sup>#</sup> mi.	F Ma.	
C Ma.			A <sup>#</sup> mi.		C mi.

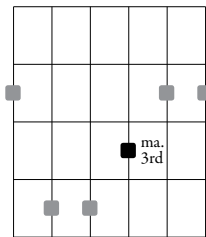
**RELATIVE MINOR**

Fill in the missing chords.

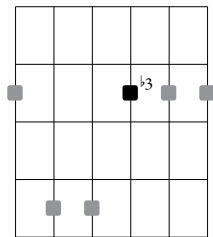
<u>Major</u>	<u>Rel. Mi.</u>	<u>Major</u>	<u>Rel. Mi.</u>	<u>Major</u>	<u>Rel. Mi.</u>
	C mi.		C mi.	C Ma.	
E <sup>b</sup> Ma.			F mi.		E <sup>b</sup> mi.
	F mi.		B <sup>b</sup> mi.	F Ma.	
A <sup>b</sup> Ma.		E <sup>b</sup> Ma.			A <sup>b</sup> mi.
	B <sup>b</sup> mi.	A <sup>b</sup> Ma.		B <sup>b</sup> Ma.	
D <sup>b</sup> Ma.		D <sup>b</sup> Ma.			D <sup>b</sup> mi.
	G <sup>b</sup> mi.		G <sup>b</sup> mi.	G <sup>b</sup> Ma.	
A Ma.			C <sup>b</sup> mi.		A mi.
	C <sup>b</sup> mi.		E mi.	C <sup>b</sup> Ma.	
D Ma.		A Ma.			D mi.
	E mi.	D Ma.		E Ma.	
G Ma.		G Ma.			G mi.
	D <sup>#</sup> mi.		D <sup>#</sup> mi.	E <sup>b</sup> Ma.	
B Ma.			G <sup>#</sup> mi.		B mi.
	G <sup>#</sup> mi.		C <sup>#</sup> mi.	A <sup>b</sup> Ma.	
F <sup>#</sup> Ma.		B Ma.			F <sup>#</sup> mi.
	C <sup>#</sup> mi.	F <sup>#</sup> Ma.		C <sup>#</sup> Ma.	
B <sup>b</sup> Ma.		B <sup>b</sup> Ma.			A <sup>#</sup> mi.

## CHANGING MAJOR TO MINOR


Complete the following diagrams, changing the five basic chord shapes from major to minor, indicating the changing 3rd.



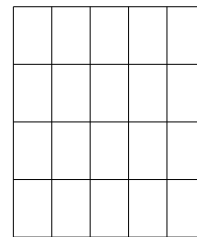
“E” Shaped




“E” mi. Shaped




“A” Shaped




“A” mi. Shaped




“C” Shaped



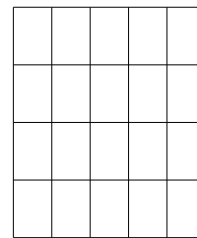
“C” mi. Shaped




“D” Shaped



“D” mi. Shaped



“G” Shaped

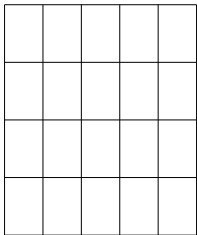


“G” mi. Shaped

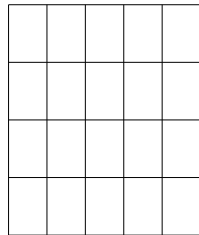


## CHANGING MAJOR TO MINOR


Complete the following diagrams, changing the five basic chord shapes from major to minor, indicating the changing 3rd.




“E” Shaped



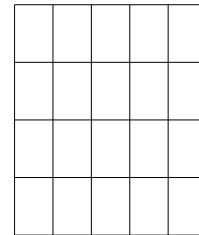
“E” mi. Shaped



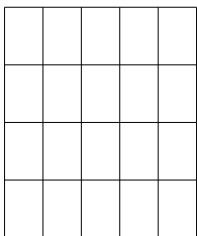
“A” Shaped




“A” mi. Shaped




“C” Shaped




“C” mi. Shaped



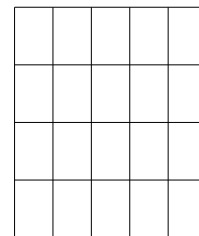
“D” Shaped



“D” mi. Shaped




“G” Shaped



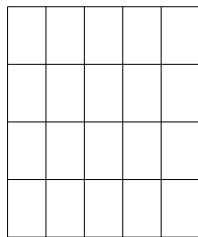
“G” mi. Shaped

## CHANGING MAJOR TO MINOR


Complete the following diagrams, changing the five basic chord shapes from major to minor, indicating the changing 3rd.




“E” Shaped



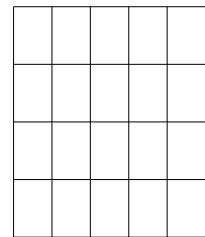
“E” mi. Shaped




“A” Shaped




“A” mi. Shaped




“C” Shaped




“C” mi. Shaped



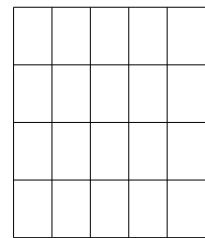
“D” Shaped



“D” mi. Shaped



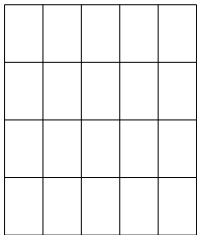
“G” Shaped



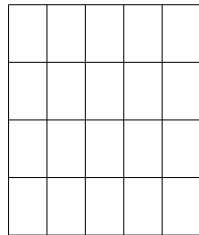
“G” mi. Shaped

## CHANGING MAJOR TO MINOR


Complete the following diagrams, changing the five basic chord shapes from major to minor, indicating the changing 3rd.




“E” Shaped



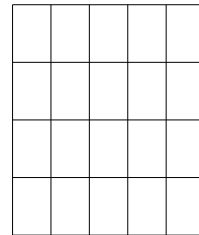
“E” mi. Shaped



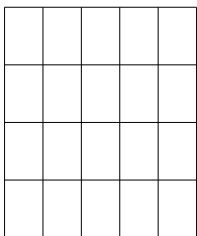
“A” Shaped




“A” mi. Shaped




“C” Shaped




“C” mi. Shaped




“D” Shaped



“D” mi. Shaped




“G” Shaped



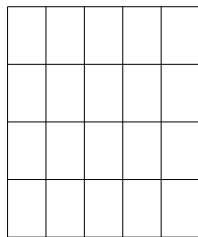
“G” mi. Shaped

## CHANGING MAJOR TO MINOR


Complete the following diagrams, changing the five basic chord shapes from major to minor, indicating the changing 3rd.




“E” Shaped



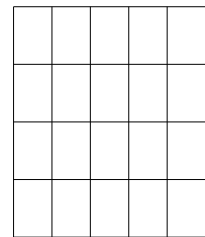
“E” mi. Shaped




“A” Shaped




“A” mi. Shaped




“C” Shaped




“C” mi. Shaped



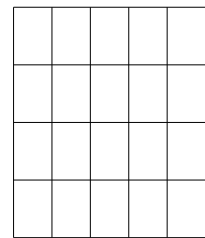
“D” Shaped



“D” mi. Shaped



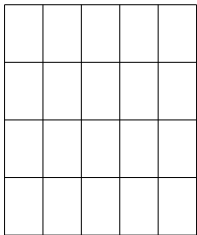
“G” Shaped



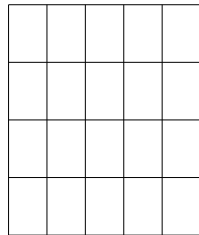
“G” mi. Shaped

## CHANGING MAJOR TO MINOR


Complete the following diagrams, changing the five basic chord shapes from major to minor, indicating the changing 3rd.




“E” Shaped



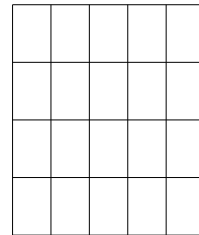
“E” mi. Shaped



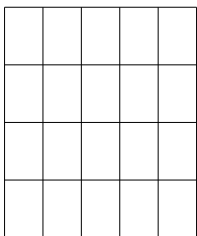
“A” Shaped




“A” mi. Shaped




“C” Shaped




“C” mi. Shaped




“D” Shaped



“D” mi. Shaped



“G” Shaped

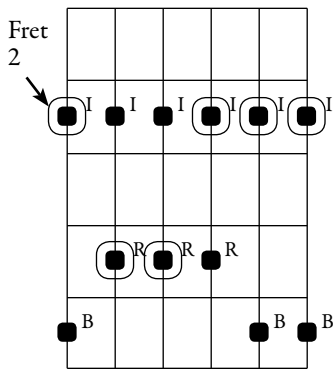


“G” mi. Shaped

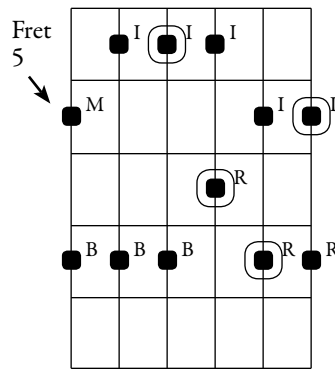
## RELATIVE MINOR PENTATONIC SCALES

Draw the *relative minor* Pentatonic Scales, including scale shapes, minor bar chord shapes, fret numbers and fingering notation.

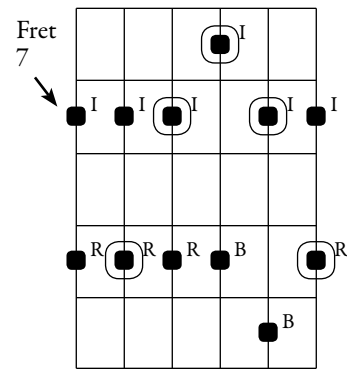
### Key of "F#" Minor, relative to "A" Major



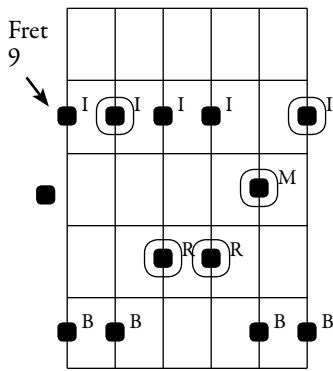
AEO - PENT  
"E" mi. Shaped



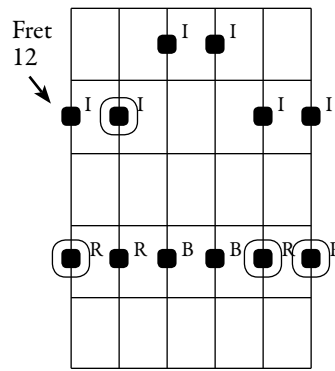
IO - PENT  
"D" mi. Shaped



DORI - PENT  
"C" mi. Shaped



LYDI - PENT  
"A" mi. Shaped




MIXO - PENT  
"G" mi. Shaped

This is an example of the following exercises. Use the "E" and "A" minor shapes to help locate the proper fret numbers.


**RELATIVE MINOR PENTATONIC SCALES**

Draw the *relative minor* Pentatonic Scales, including scale shapes, minor bar chord shapes, fret numbers and fingering notation.


**Key of “C” Minor, relative to “E<sup>b</sup>” Major**




AEO - PENT  
“E” mi. Shaped




IO - PENT  
“D” mi. Shaped



DORI - PENT  
“C” mi. Shaped



LYDI - PENT  
“A” mi. Shaped



MIXO - PENT  
“G” mi. Shaped


Hint: An “E” minor-shaped “C” minor chord lies at fret number eight.

An “A” minor-shaped “C” minor chord lies at fret number three.


## RELATIVE MINOR PENTATONIC SCALES

Draw the *relative minor* Pentatonic Scales, including scale shapes, minor bar chord shapes, fret numbers and fingering notation.


### Key of "F" Minor, relative to "A<sup>b</sup>" Major




AEO - PENT  
"E" mi. Shaped




IO - PENT  
"D" mi. Shaped



DORI - PENT  
"C" mi. Shaped



LYDI - PENT  
"A" mi. Shaped




MIXO - PENT  
"G" mi. Shaped




## RELATIVE MINOR PENTATONIC SCALES

Draw the *relative minor* Pentatonic Scales, including scale shapes, minor bar chord shapes, fret numbers and fingering notation.


### Key of "B<sup>b</sup>" Minor, relative to "D<sup>b</sup>" Major




AEO - PENT  
"E" mi. Shaped




IO - PENT  
"D" mi. Shaped



DORI - PENT  
"C" mi. Shaped



LYDI - PENT  
"A" mi. Shaped




MIXO - PENT  
"G" mi. Shaped


## RELATIVE MINOR PENTATONIC SCALES

Draw the *relative minor* Pentatonic Scales, including scale shapes, minor bar chord shapes, fret numbers and fingering notation.


### Key of "E<sup>b</sup>" Minor, relative to "G<sup>b</sup>" Major




AEO - PENT  
"E" mi. Shaped




IO - PENT  
"D" mi. Shaped



DORI - PENT  
"C" mi. Shaped



LYDI - PENT  
"A" mi. Shaped




MIXO - PENT  
"G" mi. Shaped


## RELATIVE MINOR PENTATONIC SCALES

Draw the *relative minor* Pentatonic Scales, including scale shapes, minor bar chord shapes, fret numbers and fingering notation.


### Key of "A" Minor, relative to "C" Major




AEO - PENT  
"E" mi. Shaped




IO - PENT  
"D" mi. Shaped



DORI - PENT  
"C" mi. Shaped



LYDI - PENT  
"A" mi. Shaped




MIXO - PENT  
"G" mi. Shaped


## RELATIVE MINOR PENTATONIC SCALES

Draw the *relative minor* Pentatonic Scales, including scale shapes, minor bar chord shapes, fret numbers and fingering notation.


### Key of "D" Minor, relative to "F" Major




AEO - PENT  
"E" mi. Shaped




IO - PENT  
"D" mi. Shaped



DORI - PENT  
"C" mi. Shaped



LYDI - PENT  
"A" mi. Shaped




MIXO - PENT  
"G" mi. Shaped


## RELATIVE MINOR PENTATONIC SCALES

Draw the *relative minor* Pentatonic Scales, including scale shapes, minor bar chord shapes, fret numbers and fingering notation.


### Key of "G" Minor, relative to "B<sup>b</sup>" Major




AEO - PENT  
"E" mi. Shaped




IO - PENT  
"D" mi. Shaped



DORI - PENT  
"C" mi. Shaped



LYDI - PENT  
"A" mi. Shaped




MIXO - PENT  
"G" mi. Shaped


## RELATIVE MINOR PENTATONIC SCALES

Draw the *relative minor* Pentatonic Scales, including scale shapes, minor bar chord shapes, fret numbers and fingering notation.


### Key of "E" Minor, relative to "G" Major




AEO - PENT  
"E" mi. Shaped




IO - PENT  
"D" mi. Shaped



DORI - PENT  
"C" mi. Shaped



LYDI - PENT  
"A" mi. Shaped




MIXO - PENT  
"G" mi. Shaped


## RELATIVE MINOR PENTATONIC SCALES

Draw the *relative minor* Pentatonic Scales, including scale shapes, minor bar chord shapes, fret numbers and fingering notation.


### Key of "B" Minor, relative to "D" Major




AEO - PENT  
"E" mi. Shaped




IO - PENT  
"D" mi. Shaped



DORI - PENT  
"C" mi. Shaped



LYDI - PENT  
"A" mi. Shaped




MIXO - PENT  
"G" mi. Shaped


## RELATIVE MINOR PENTATONIC SCALES

Draw the *relative minor* Pentatonic Scales, including scale shapes, minor bar chord shapes, fret numbers and fingering notation.


### Key of "C#" Minor, relative to "E" Major




AEO - PENT  
"E" mi. Shaped




IO - PENT  
"D" mi. Shaped



DORI - PENT  
"C" mi. Shaped



LYDI - PENT  
"A" mi. Shaped




MIXO - PENT  
"G" mi. Shaped




## RELATIVE MINOR PENTATONIC SCALES

Draw the *relative minor* Pentatonic Scales, including scale shapes, minor bar chord shapes, fret numbers and fingering notation.


### Key of "A#" Minor, relative to "C#" Major




AEO - PENT  
"E mi." Shaped




IO - PENT  
"D mi." Shaped



DORI - PENT  
"C mi." Shaped



LYDI - PENT  
"A mi." Shaped




MIXO - PENT  
"G mi." Shaped


## RELATIVE MINOR PENTATONIC SCALES

Draw the *relative minor* Pentatonic Scales, including scale shapes, minor bar chord shapes, fret numbers and fingering notation.


### Key of "G#" Minor, relative to "B" Major




AEO - PENT  
"E" mi. Shaped




IO - PENT  
"D" mi. Shaped



DORI - PENT  
"C" mi. Shaped



LYDI - PENT  
"A" mi. Shaped



MIXO - PENT  
"G" mi. Shaped