

PATTERN MOVEMENT IN MIXED I, IV, V PROGRESSIONS

Follow this example to fill out the remaining exercises, working from left to right.

Key of "A" Mixed

Key of "G" Mixed

Imi. = **A**mi. **IV**mi.=**D**mi. **V**Ma=**E**Ma. **I**mi. = **G**mi. **IV**mi.=**C**mi. **V**Ma=**D**Ma.

MIXO at fret 3	DORI at fret 3	DORI at fret 2	AEO at fret 3	LYDI at fret 3	LYDI at fret 2
AEO at fret 5	LYDI at fret 5	LYDI at fret 4	IO at fret 6	MIXO at fret 6	MIXO at fret 5
IO at fret 8	MIXO at fret 8	MIXO at fret 7	DORI at fret 8	AEO at fret 8	AEO at fret 7
DORI at fret 10	AEO at fret 10	AEO at fret 9	LYDI at fret 10	IO at fret 11	IO at fret 10
LYDI at fret 12	IO at fret 13	IO at fret 12	MIXO at fret 13	DORI at fret 13	DORI at fret 12

I **IV** **V** **I** **IV** **V** **I** **IV** **V** **I** **IV** **V** **I** **IV** **V**
mi. **mi.** **Ma.** **mi.** **mi.** **Ma.** **mi.** **mi.** **Ma.** **mi.** **mi.** **Ma.** **mi.** **mi.** **Ma.**

IO	MIXO	MIXO -1 fret	LYDI	IO	IO -1 fret	AEO	LYDI	LYDI -1 fret	DORI	AEO	AEO -1 fret	MIXO	DORI	DORI -1 fret
LYDI	IO	IO -1 fret	AEO	LYDI	LYDI -1 fret	DORI	AEO	AEO -1 fret	MIXO	DORI	DORI -1 fret	IO	MIXO	MIXO -1 fret
LYDI	IO	IO -1 fret	AEO	LYDI	LYDI -1 fret	DORI	AEO	AEO -1 fret	MIXO	DORI	DORI -1 fret	IO	MIXO	MIXO -1 fret

Use a guitar or bass to verify the answers.

PATTERN MOVEMENT IN MIXED I, IV, V PROGRESSIONS

Fill in the blanks, working from left to right.

Key of "A" Mixed

Key of "G" Mixed

Imi. = **IV**mi.= **VMa.=** **I**mi. = **IV**mi.= **VMa.=**

at fret	at fret	at fret	at fret	at fret	at fret
at fret	at fret	at fret	at fret	at fret	at fret
at fret	at fret	at fret	at fret	at fret	at fret
at fret	at fret	at fret	at fret	at fret	at fret
at fret	at fret	at fret	at fret	at fret	at fret

I IV V I IV V I IV V I IV V I IV V
mi. mi. Ma. mi. mi. Ma. mi. mi. Ma. mi. mi. Ma. mi. mi. Ma.

IO			LYDI			AEO			DORI			MIXO		
	IO			LYDI			AEO			DORI			MIXO	
		IO			LYDI			AEO			DORI			MIXO

Use a guitar or bass to verify the answers.

PATTERN MOVEMENT IN MIXED I, IV, V PROGRESSIONS

Fill in the blanks, working from left to right.

Key of "C" Mixed

Key of "E" Mixed

IVmi.=

VMa.=

IMa. =

IVmi.=

VMa.=

IMa. =

at fret	at fret	at fret	at fret	at fret	at fret
at fret	at fret	at fret	at fret	at fret	at fret
at fret	at fret	at fret	at fret	at fret	at fret
at fret	at fret	at fret	at fret	at fret	at fret
at fret	at fret	at fret	at fret	at fret	at fret

IV V I IV V I IV V I IV V I IV V I
mi. Ma. Ma. mi. Ma. Ma. mi. Ma. Ma. mi. Ma. Ma. mi. Ma. Ma.

LYDI			AEO			DORI			MIXO			IO		
	LYDI			AEO			DORI			MIXO			IO	
		LYDI			AEO			DORI			MIXO			IO

Use a guitar or bass to verify the answers.

PATTERN MOVEMENT IN MIXED I, IV, V PROGRESSIONS

Fill in the blanks, working from left to right.

Key of "B" Mixed

Key of "F" Mixed

VMa.=	IVMa.=	Imi. =	VMa.=	IVMa.=	Imi. =
at fret	at fret	at fret	at fret	at fret	at fret
at fret	at fret	at fret	at fret	at fret	at fret
at fret	at fret	at fret	at fret	at fret	at fret
at fret	at fret	at fret	at fret	at fret	at fret
at fret	at fret	at fret	at fret	at fret	at fret

V IV I V IV I V IV I V IV I V IV I
Ma. Ma. mi. Ma. Ma. mi. Ma. Ma. mi. Ma. Ma. mi. Ma. Ma. mi.

AEO			DORI			MIXO			IO			LYDI		
	AEO			DORI			MIXO			IO			LYDI	
		AEO			DORI			MIXO			IO			LYDI

Use a guitar or bass to verify the answers.

PATTERN MOVEMENT IN MIXED I, IV, V PROGRESSIONS

Fill in the blanks, working from left to right.

Key of "A^b" Mixed

Key of "E^b" Mixed

IVmi.= VMa.= Imi. = IVmi.= VMa.= Imi. =

at fret	at fret	at fret	at fret	at fret	at fret
at fret	at fret	at fret	at fret	at fret	at fret
at fret	at fret	at fret	at fret	at fret	at fret
at fret	at fret	at fret	at fret	at fret	at fret
at fret	at fret	at fret	at fret	at fret	at fret

IV V I IV V I IV V I IV V I IV V I
mi. Ma. mi. mi. Ma. mi. mi. Ma. mi. mi. Ma. mi. mi. Ma. mi.

DORI			MIXO			IO			LYDI			AEO		
	DORI			MIXO			IO			LYDI			AEO	
		DORI			MIXO			IO			LYDI			AEO

Use a guitar or bass to verify the answers.

PATTERN MOVEMENT IN MIXED I, IV, V PROGRESSIONS

Fill in the blanks, working from left to right.

Key of "B^b" Mixed

Key of "D" Mixed

Vmi.= IVMa.= IMa.= Vmi.= IVMa.= IMa.=

at fret	at fret	at fret	at fret	at fret	at fret
at fret	at fret	at fret	at fret	at fret	at fret
at fret	at fret	at fret	at fret	at fret	at fret
at fret	at fret	at fret	at fret	at fret	at fret
at fret	at fret	at fret	at fret	at fret	at fret

V IV I V IV I V IV I V IV I V IV I
mi. Ma. Ma. mi. Ma. Ma. mi. Ma. Ma. mi. Ma. Ma. mi. Ma. Ma.

MIXO			IO			LYDI			AEO			DORI		
	MIXO			IO			LYDI			AEO			DORI	
		MIXO			IO			LYDI			AEO			DORI

Use a guitar or bass to verify the answers.

PATTERN MOVEMENT IN MIXED I, IV, V PROGRESSIONS

Fill in the blanks, working from left to right.

Key of "D^b" Mixed

Key of "G^b" Mixed

IVMa=

Vmi.=

Imi. =

IVMa=

Vmi.=

Imi. =

at fret	at fret	at fret	at fret	at fret	at fret
at fret	at fret	at fret	at fret	at fret	at fret
at fret	at fret	at fret	at fret	at fret	at fret
at fret	at fret	at fret	at fret	at fret	at fret
at fret	at fret	at fret	at fret	at fret	at fret

IV V I IV V I IV V I IV V I IV V I
Ma. mi. mi. Ma. mi. mi. Ma. mi. mi. Ma. mi. mi. Ma. mi. mi.

IO			LYDI			AEO			DORI			MIXO		
	IO			LYDI			AEO			DORI			MIXO	
		IO			LYDI			AEO			DORI			MIXO

Use a guitar or bass to verify the answers.

PATTERN MOVEMENT IN MIXED I, IV, V PROGRESSIONS

Fill in the blanks, working from left to right.

Key of "C#" Mixed

Key of "F#" Mixed

IMa.= IVmi.= Vmi.= IMa.= IVmi.= Vmi.=

at fret	at fret	at fret	at fret	at fret	at fret
at fret	at fret	at fret	at fret	at fret	at fret
at fret	at fret	at fret	at fret	at fret	at fret
at fret	at fret	at fret	at fret	at fret	at fret
at fret	at fret	at fret	at fret	at fret	at fret

I IV V I IV V I IV V I IV V I IV V
Ma. mi. mi. Ma. mi. mi. Ma. mi. mi. Ma. mi. mi. Ma. mi. mi.

LYDI			AEO			DORI			MIXO			IO		
	LYDI			AEO			DORI			MIXO			IO	
		LYDI			AEO			DORI			MIXO			IO

Use a guitar or bass to verify the answers.

PATTERN MOVEMENT IN MIXED I, IV, V PROGRESSIONS

Use the previous exercises as a guide for completing the following Pattern Movement Circles exercises.

The circle pattern creates a visual image that mirrors the movement of the patterns on the fretboard.

Playing the patterns next to one another produces I, IV, V movement, while remaining in the same area of the neck.

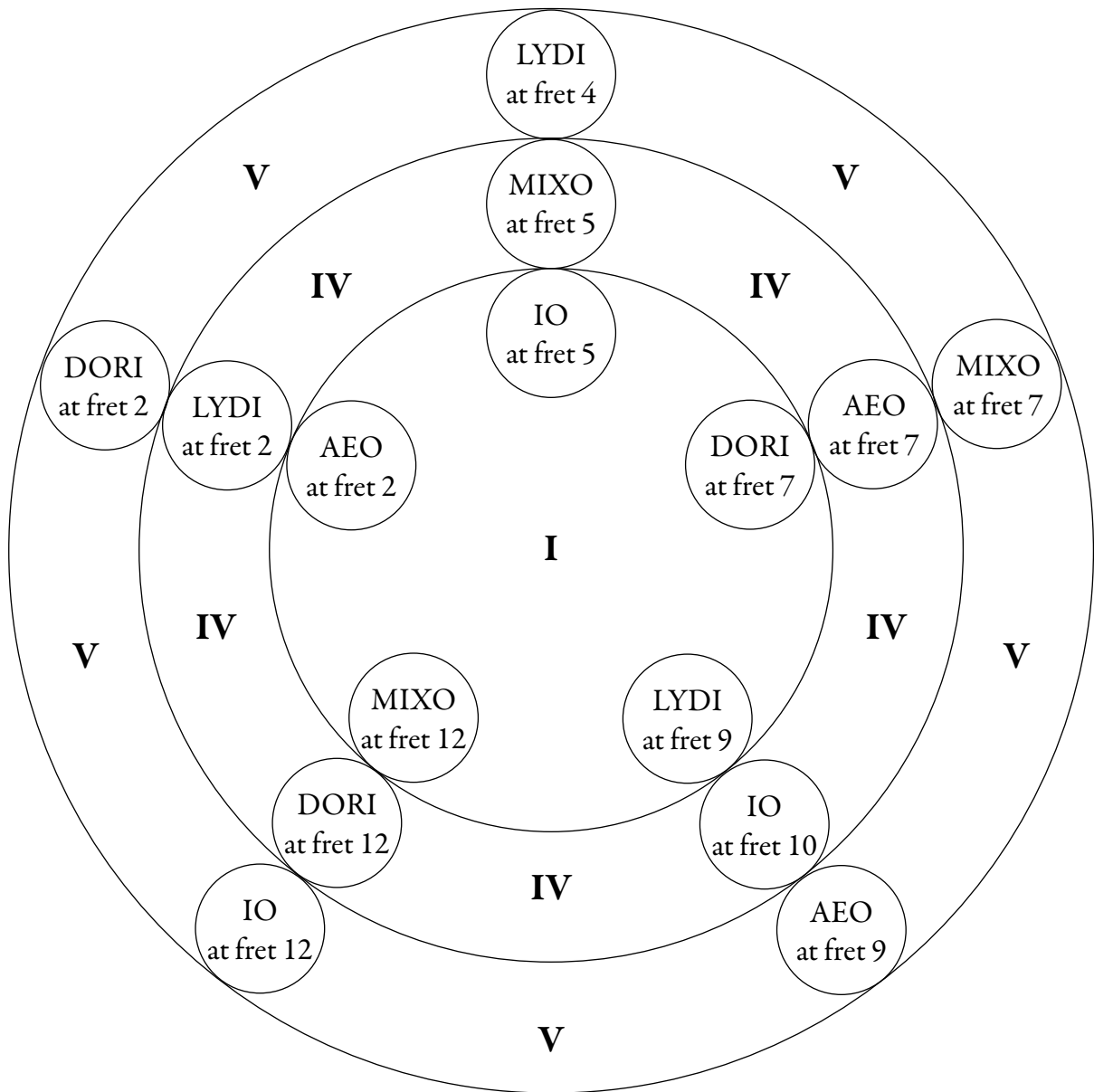
Clockwise movement in the circle produces physical movement up the neck.

Counterclockwise movement in the circle produces physical movement down the neck.

Imagine a five-story building (the five pentatonic patterns) with three rooms (the I, IV, V progressions) on each floor — and a “magic” elevator (the pattern movement circles). This elevator enables the rider to go from floor to floor, and room to room, in any order, at any time!

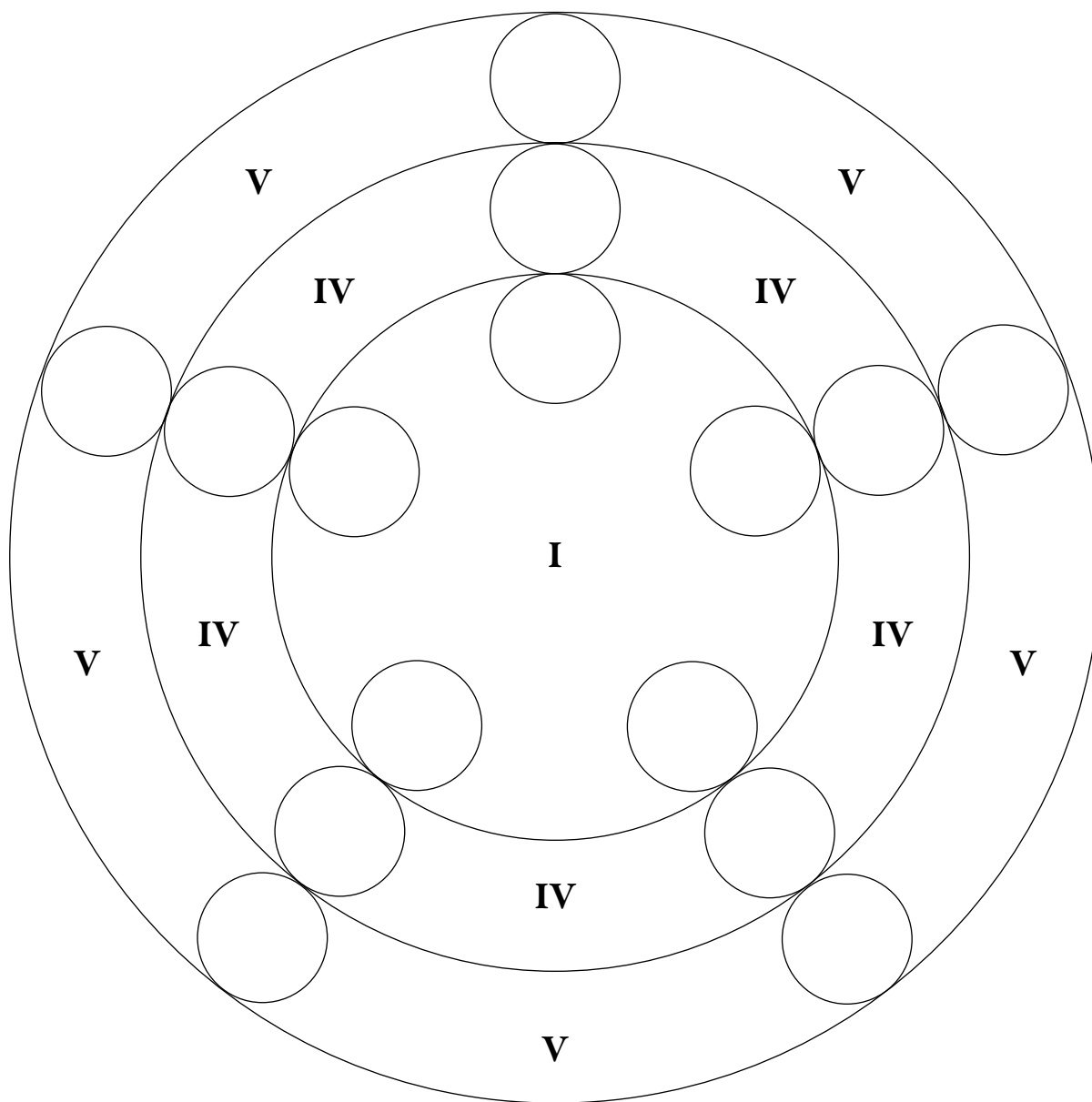
PATTERN MOVEMENT CIRCLES

I, IV, V in the Key of "A" Major/"F#" Minor



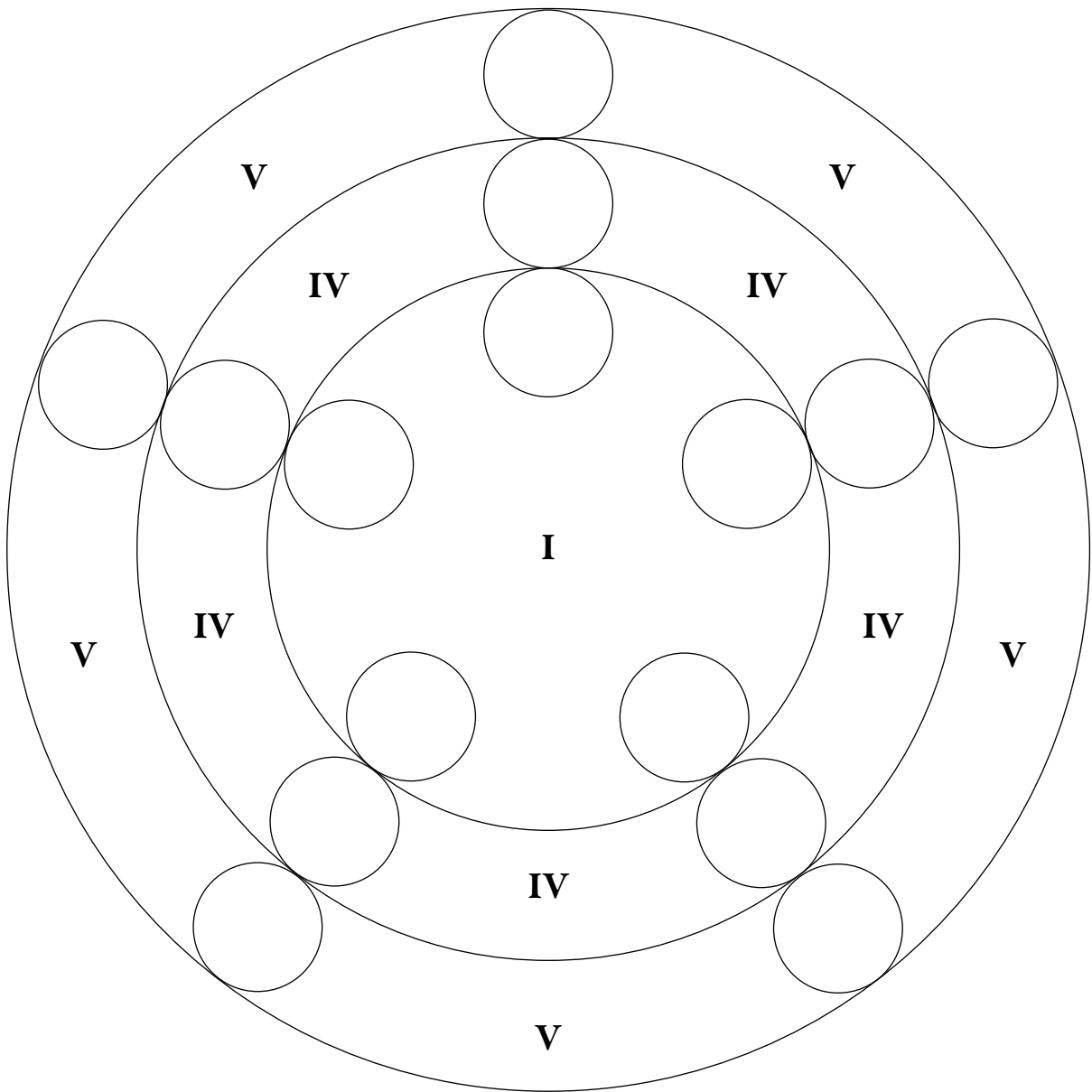
PATTERN MOVEMENT CIRCLES

I, IV, V in the Key of "G" Major/"E" Minor



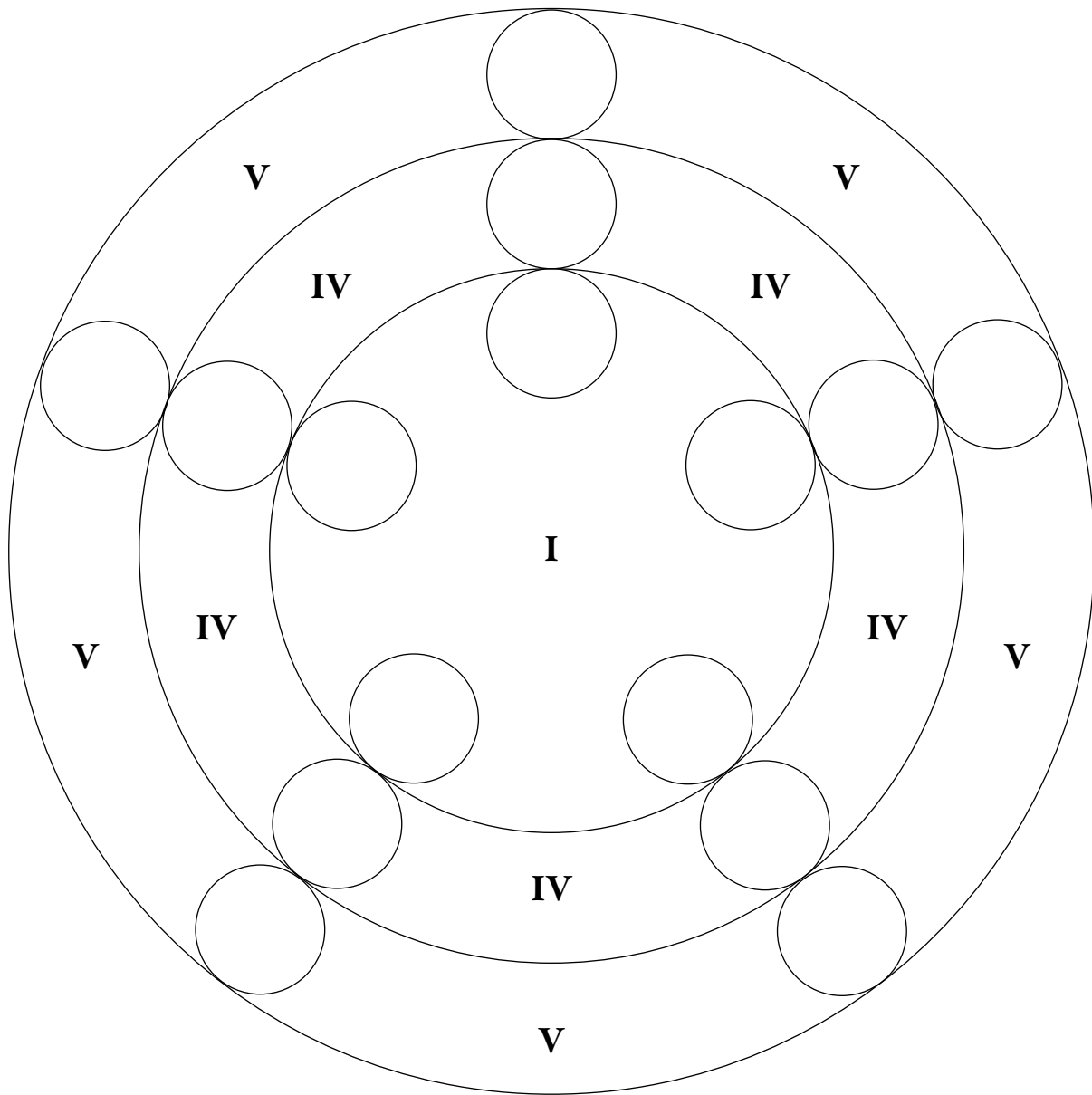
PATTERN MOVEMENT CIRCLES

I, IV, V in the Key of "E" Major/"C#" Minor



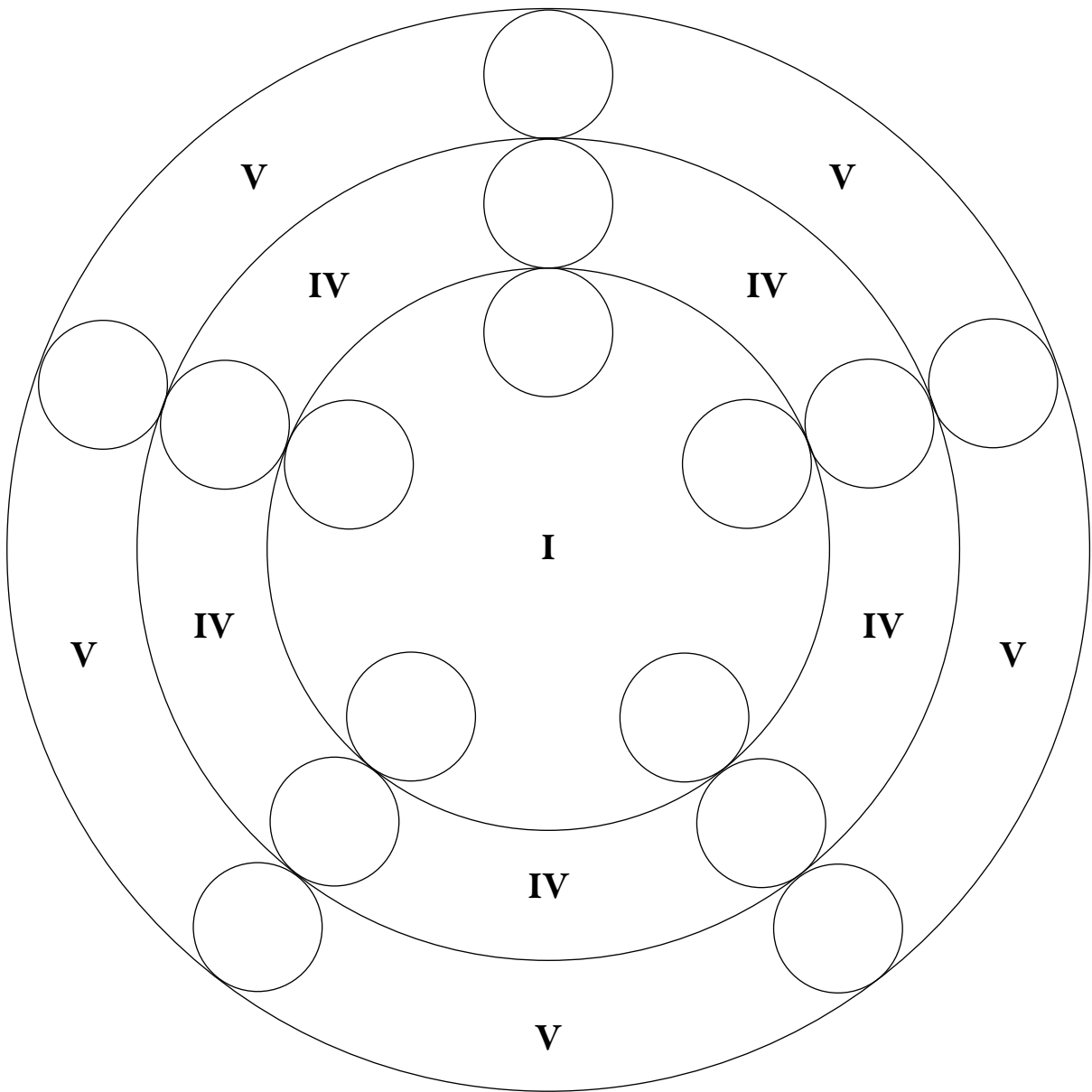
PATTERN MOVEMENT CIRCLES

I, IV, V in the Key of "C" Major/"A" Minor



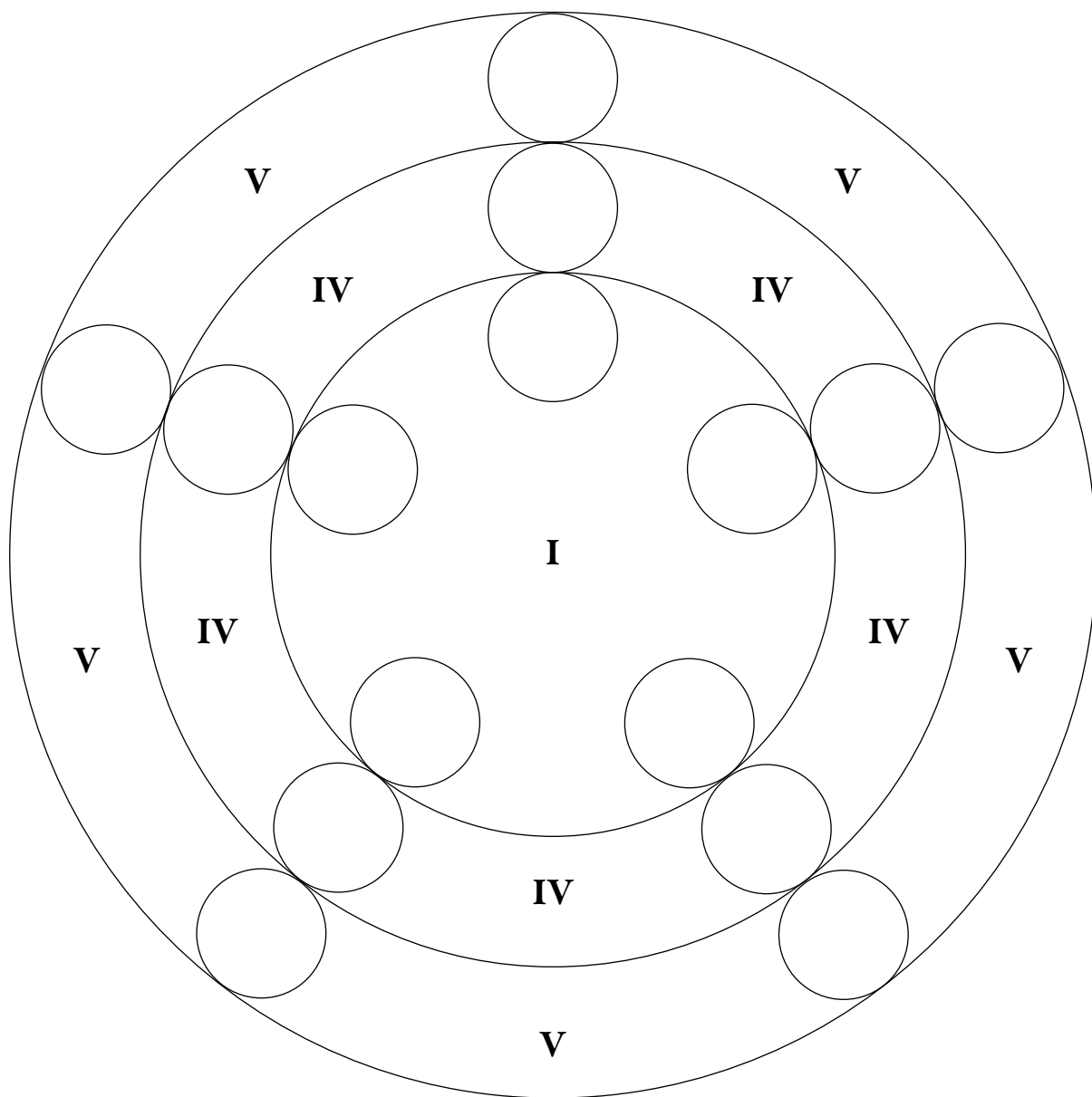
PATTERN MOVEMENT CIRCLES

I, IV, V in the Key of "B" Major/"G#" Minor



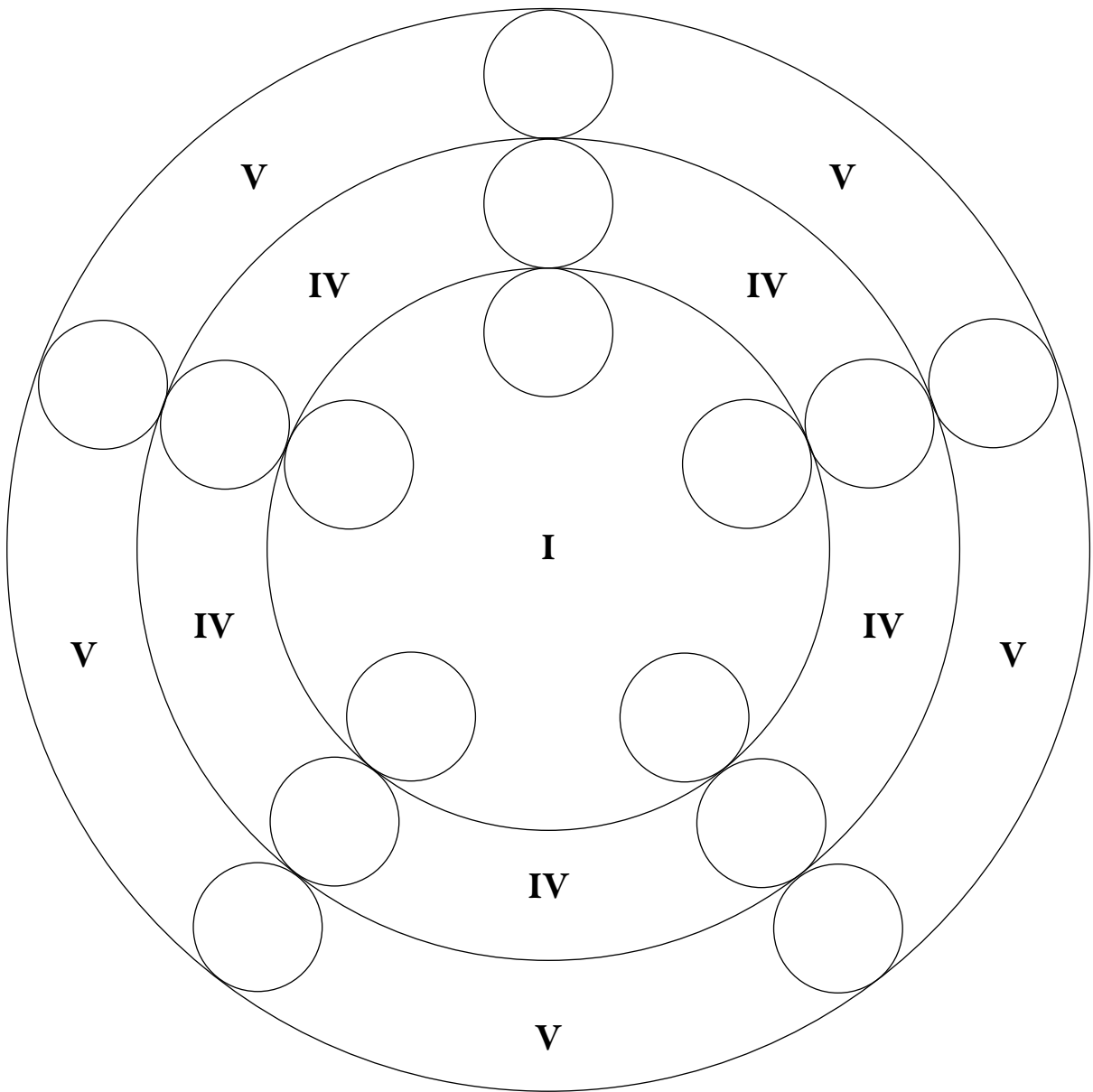
PATTERN MOVEMENT CIRCLES

I, IV, V in the Key of "F" Major/"D" Minor



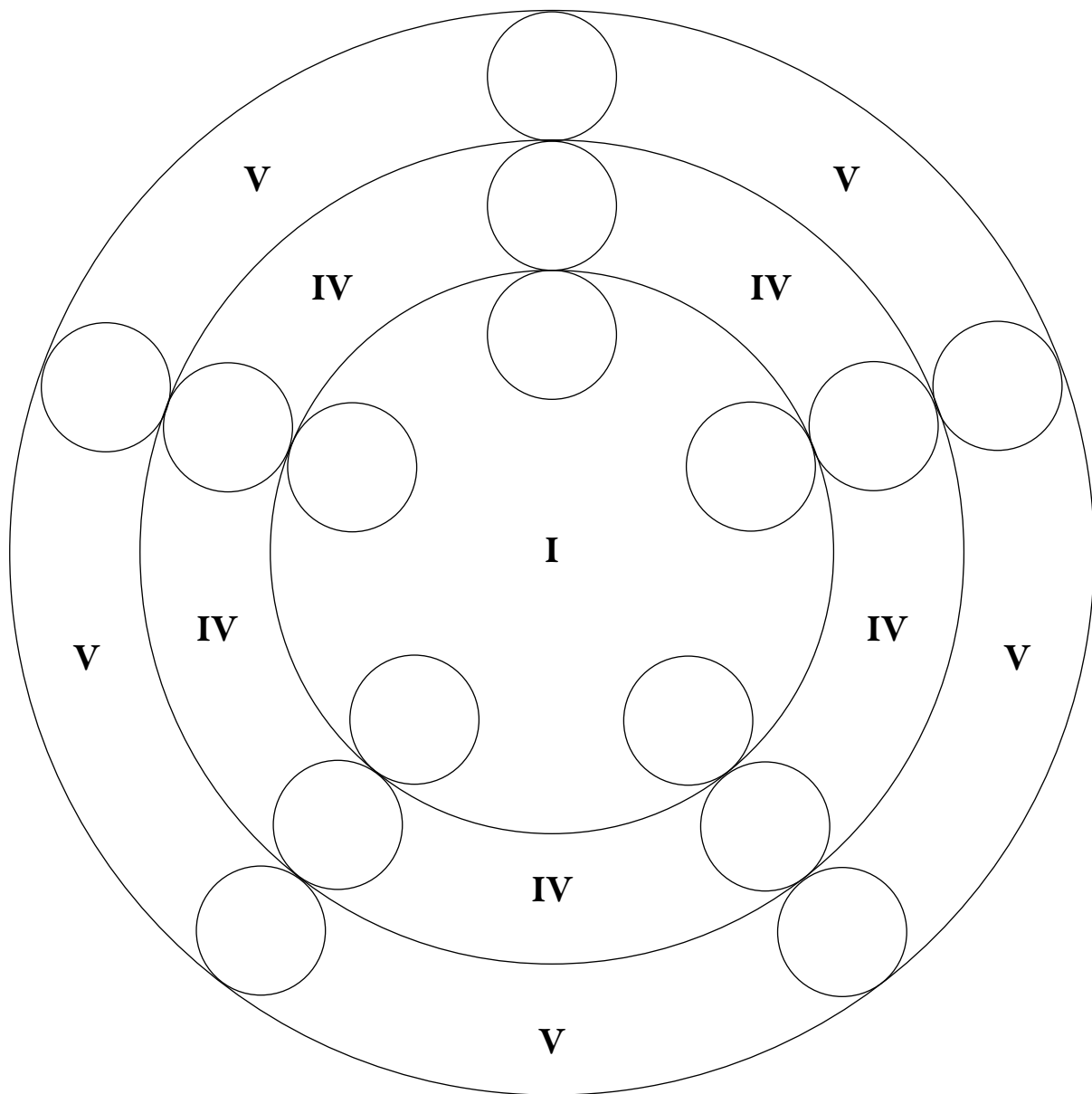
PATTERN MOVEMENT CIRCLES

I, IV, V in the Key of "A^b" Major/"F" Minor



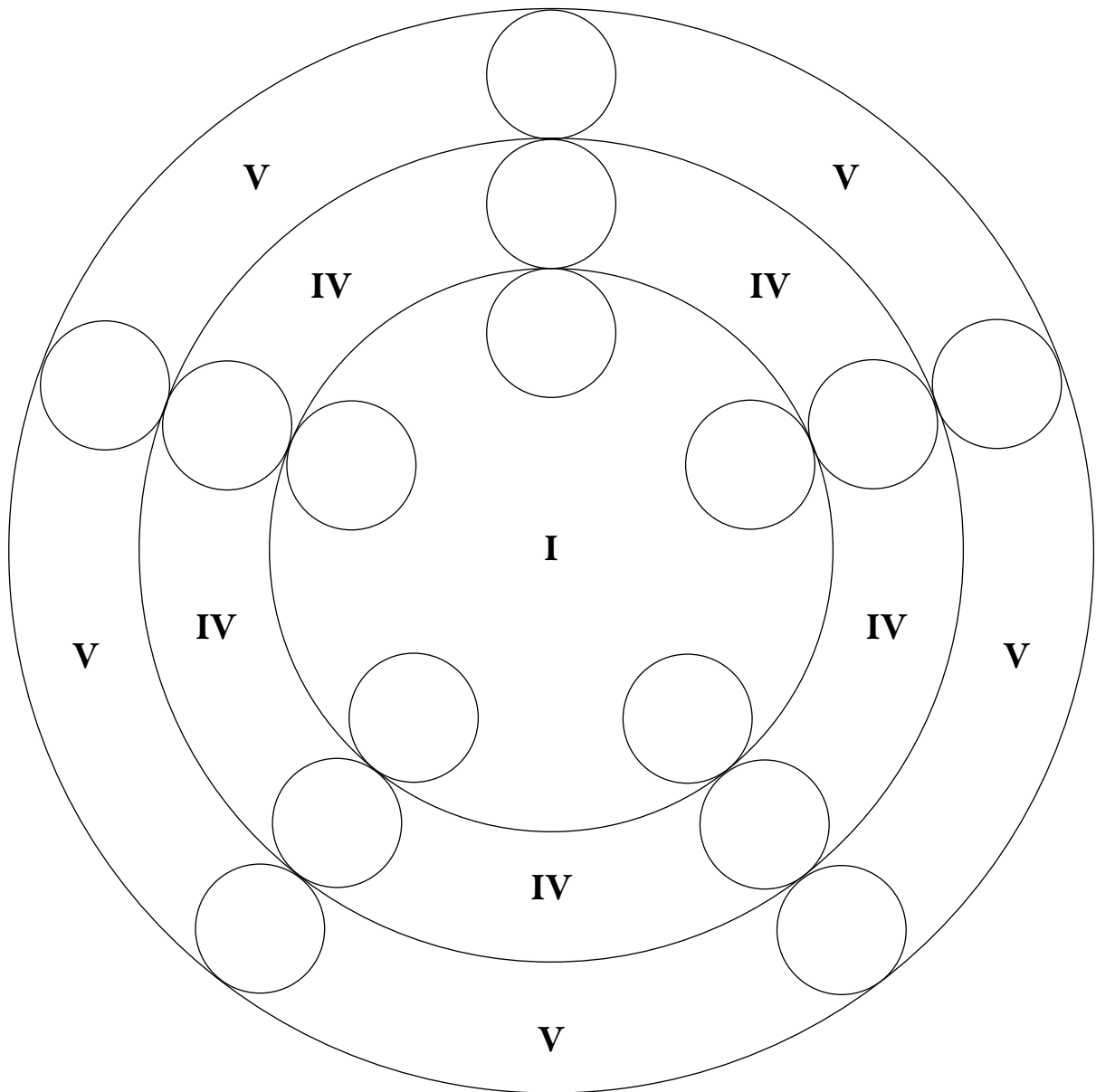
PATTERN MOVEMENT CIRCLES

I, IV, V in the Key of "E \flat " Major/"C" Minor



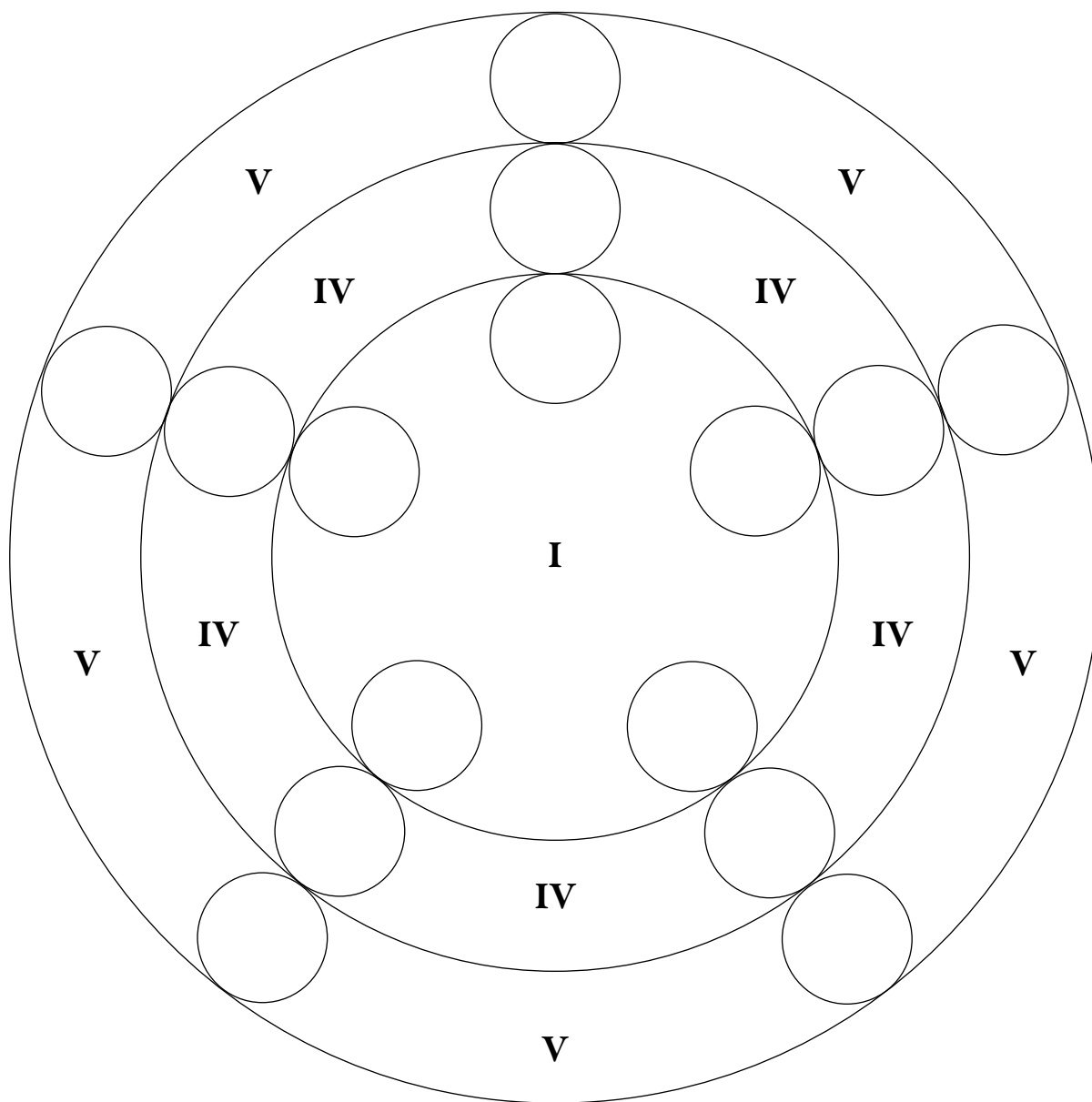
PATTERN MOVEMENT CIRCLES

I, IV, V in the Key of "B \flat " Major/"G" Minor



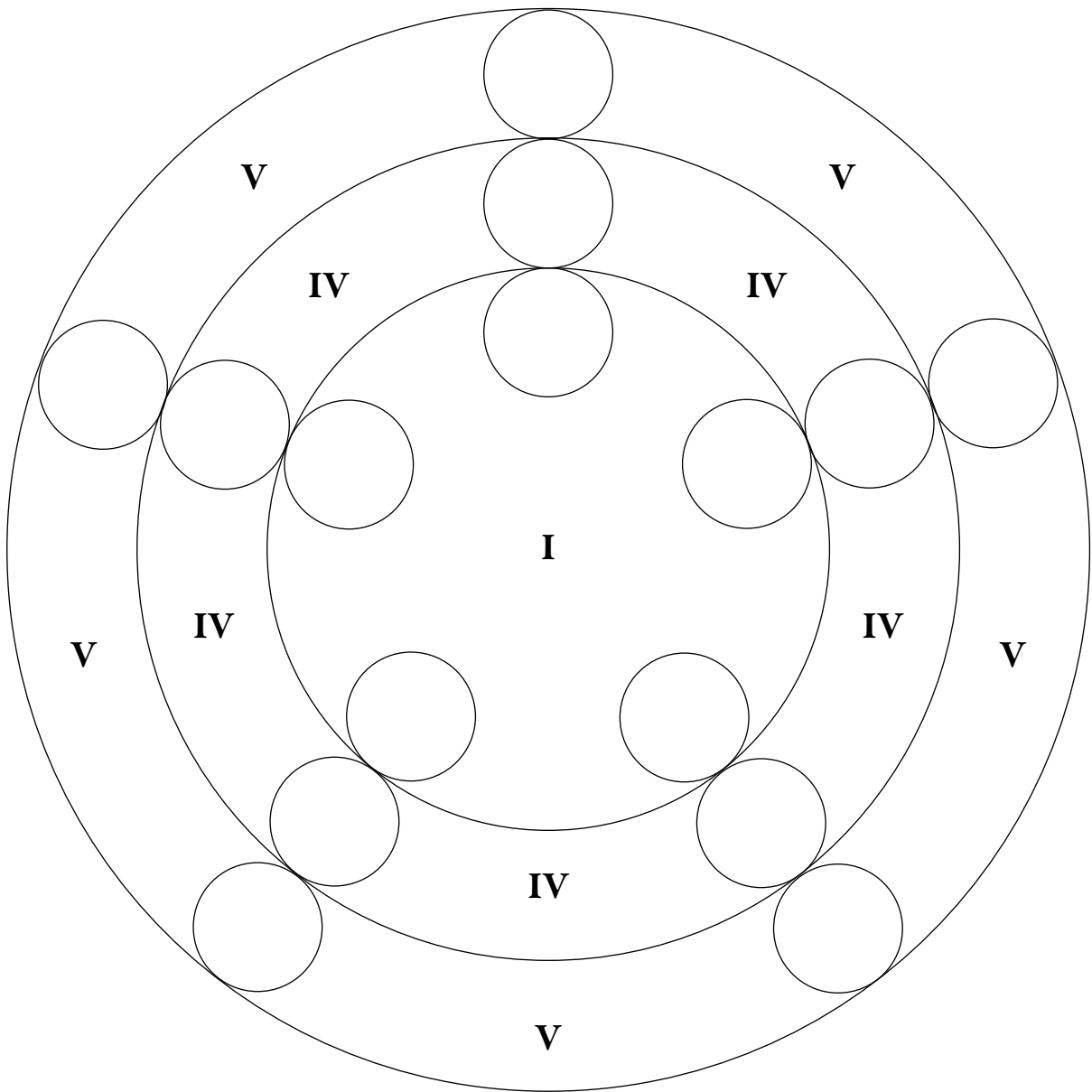
PATTERN MOVEMENT CIRCLES

I, IV, V in the Key of "D" Major/"B" Minor



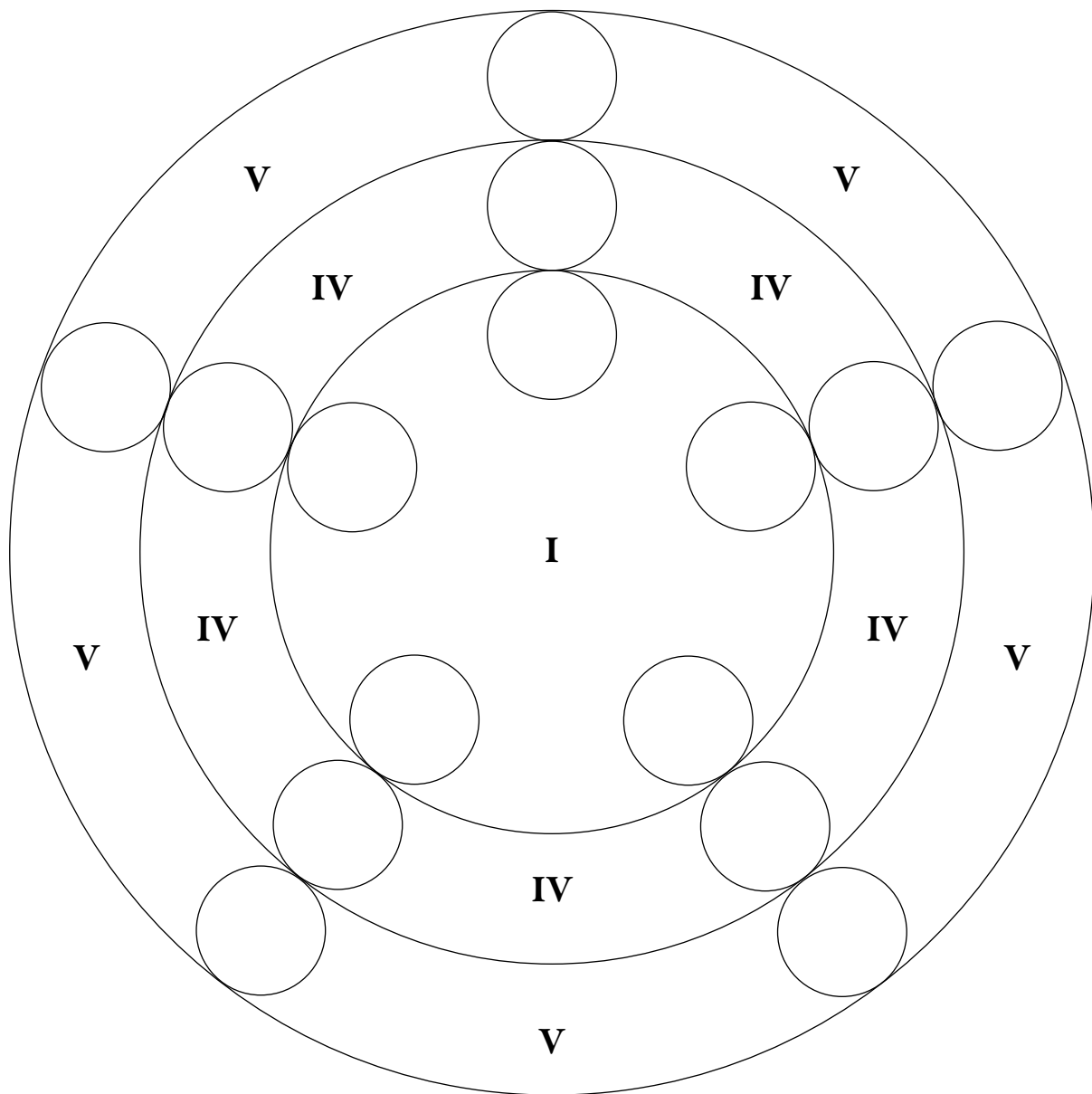
PATTERN MOVEMENT CIRCLES

I, IV, V in the Key of "D^b" Major/"B^b" Minor



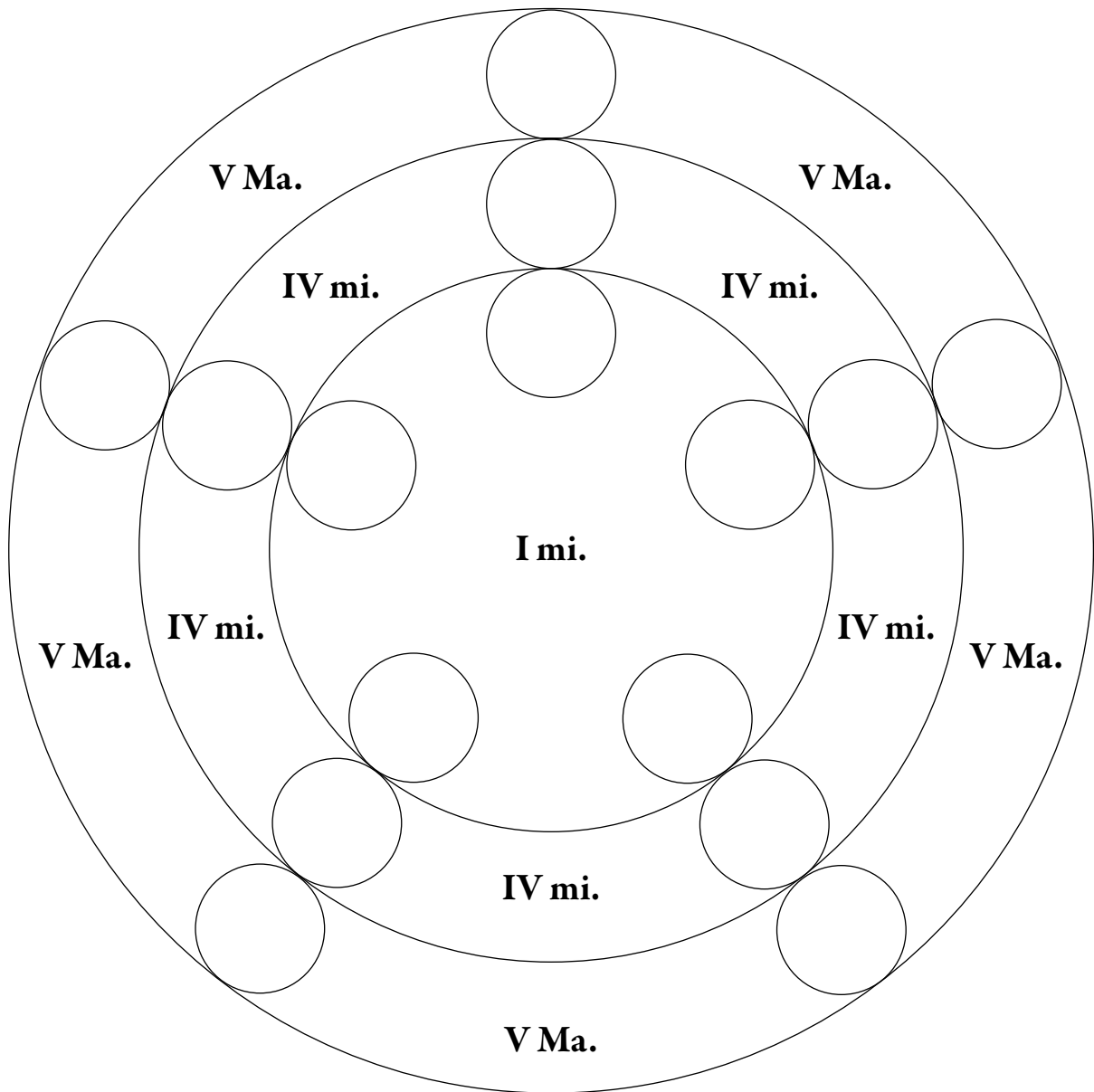
PATTERN MOVEMENT CIRCLES

I, IV, V in the Key of "G^b" Major/"E^b" Minor



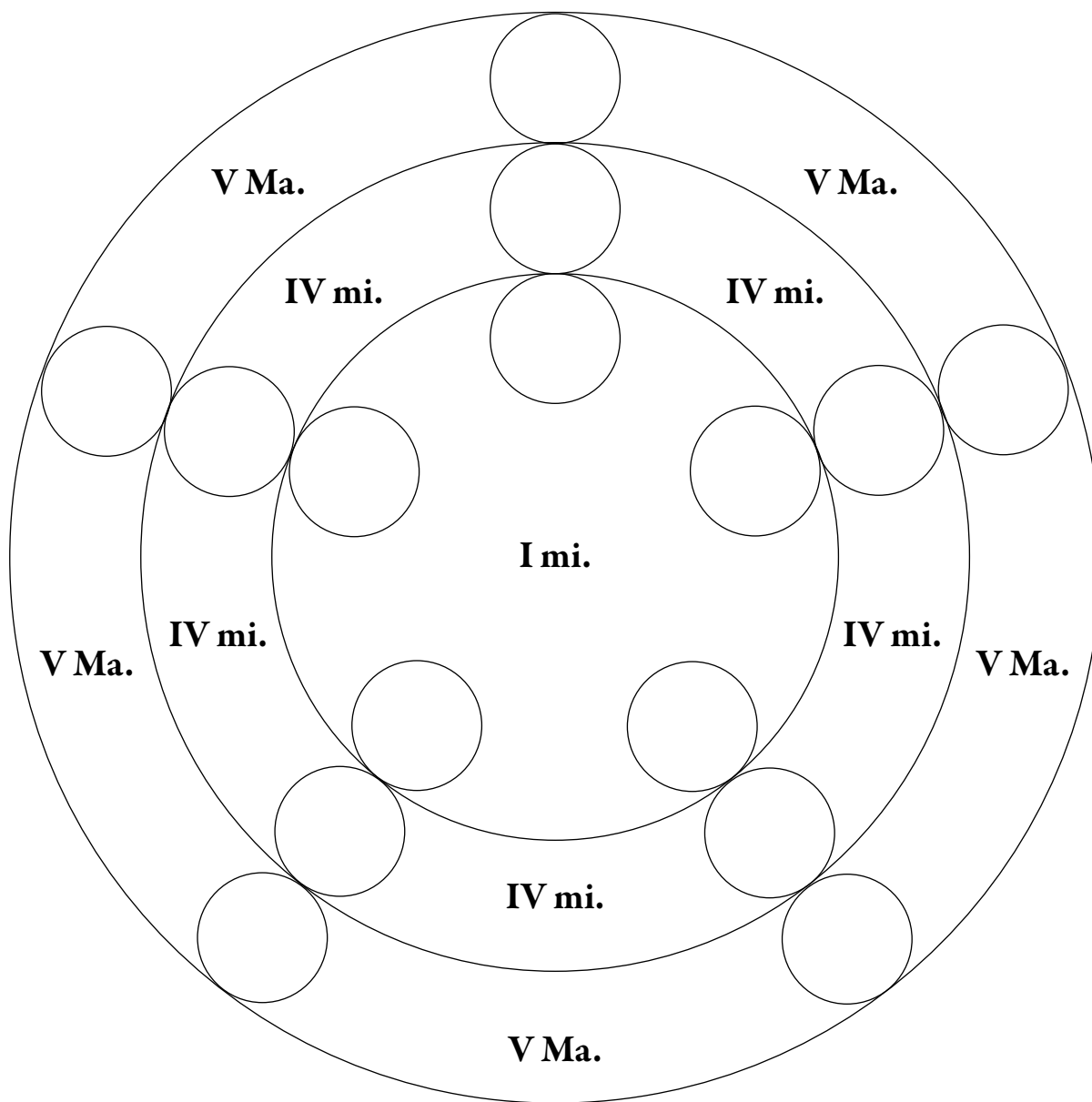
PATTERN MOVEMENT CIRCLES

Mixed I, IV, V in the Key of "A"



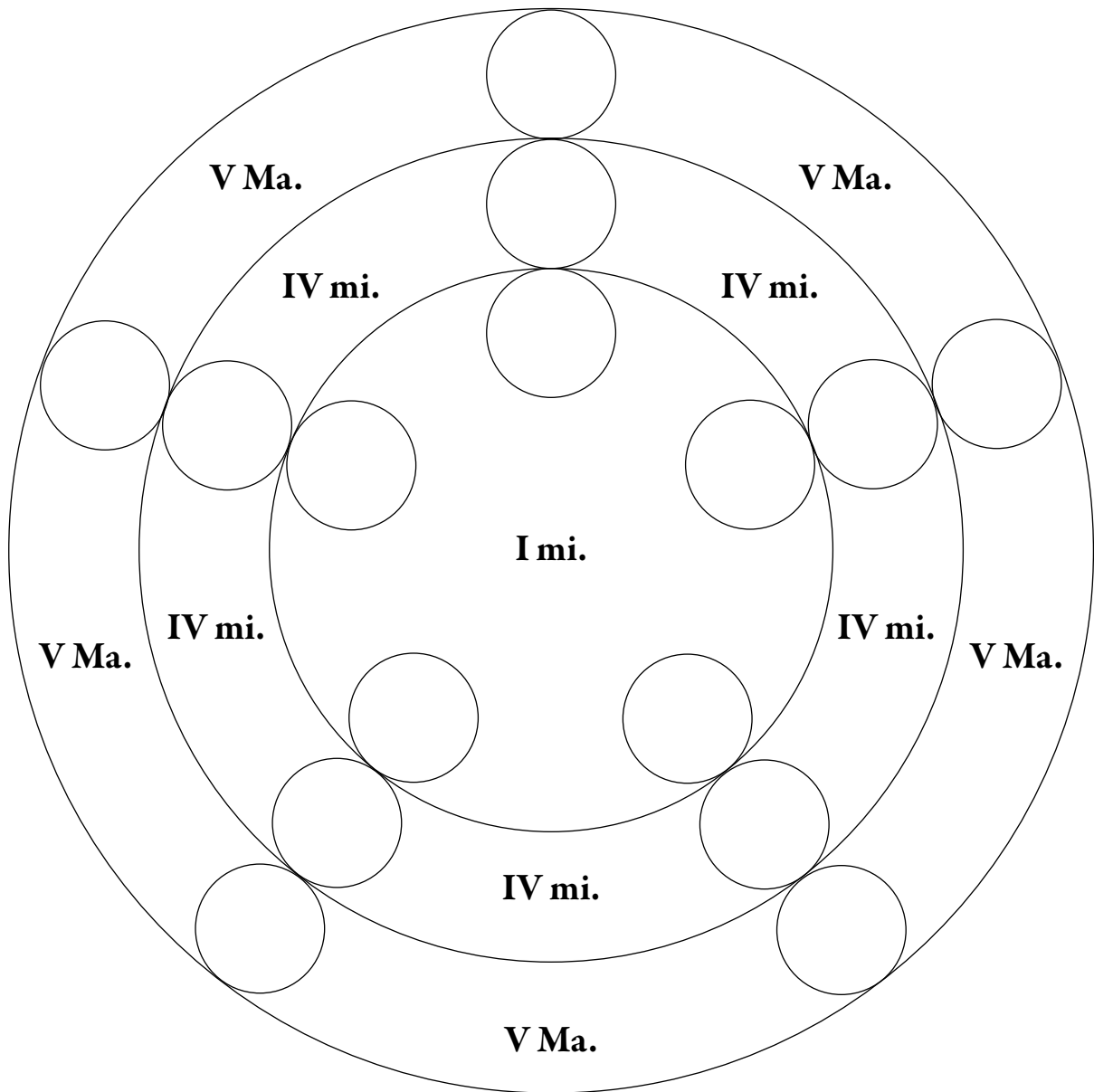
PATTERN MOVEMENT CIRCLES

Mixed I, IV, V in the Key of "C"



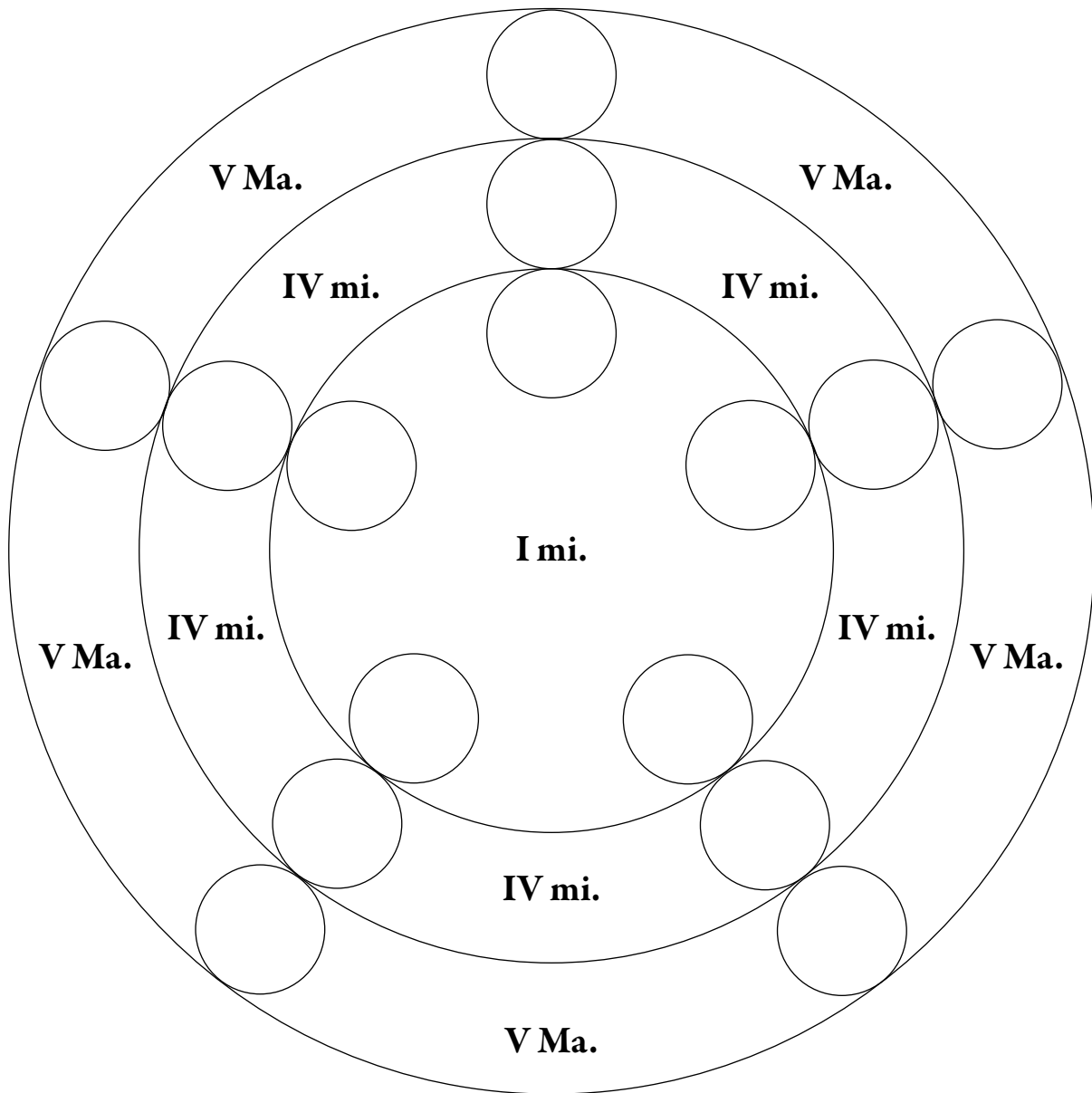
PATTERN MOVEMENT CIRCLES

Mixed I, IV, V in the Key of "G"



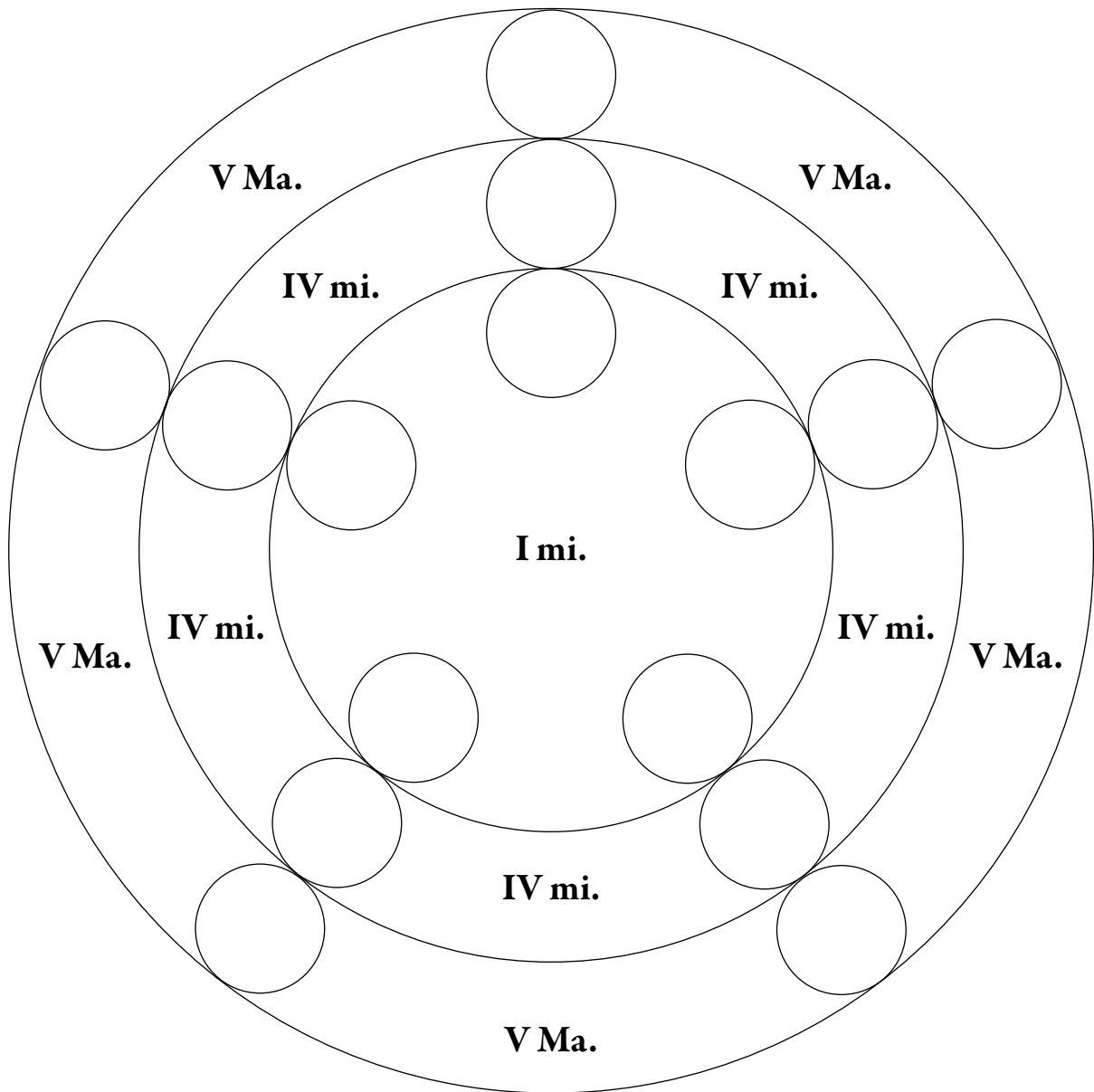
PATTERN MOVEMENT CIRCLES

Mixed I, IV, V in the Key of "E"



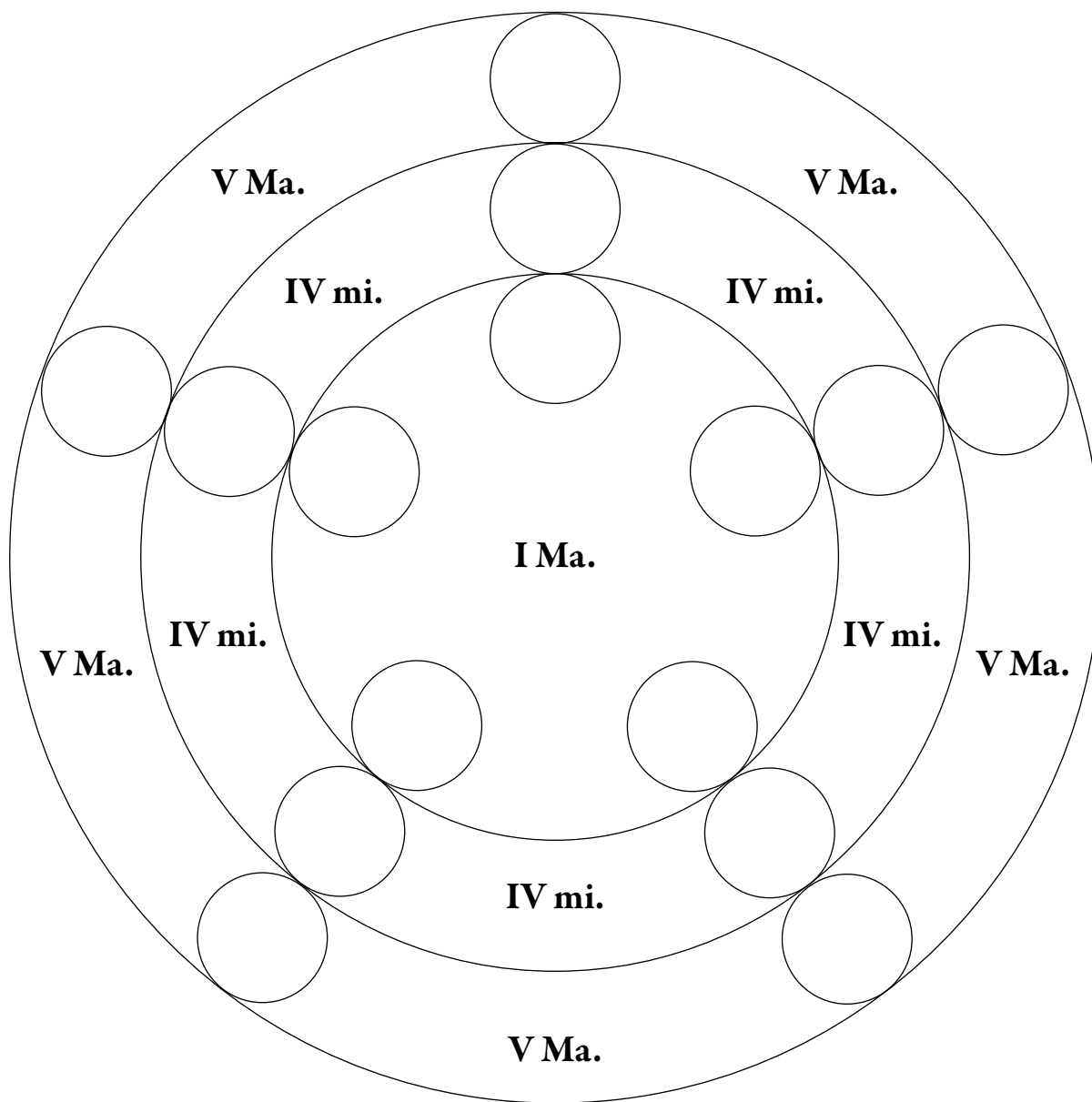
PATTERN MOVEMENT CIRCLES

Mixed I, IV, V in the Key of "D"



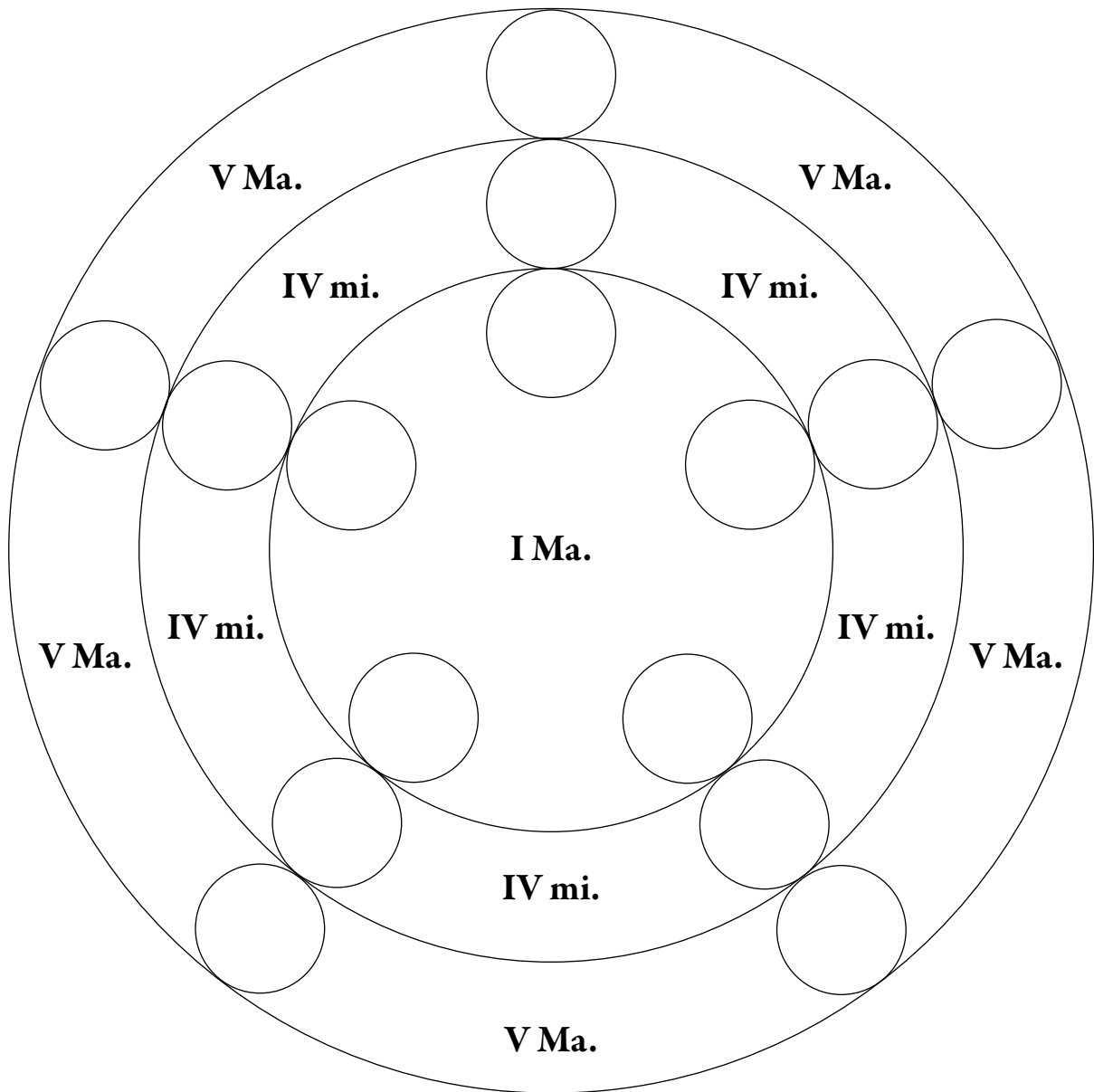
PATTERN MOVEMENT CIRCLES

Mixed I, IV, V in the Key of "F"



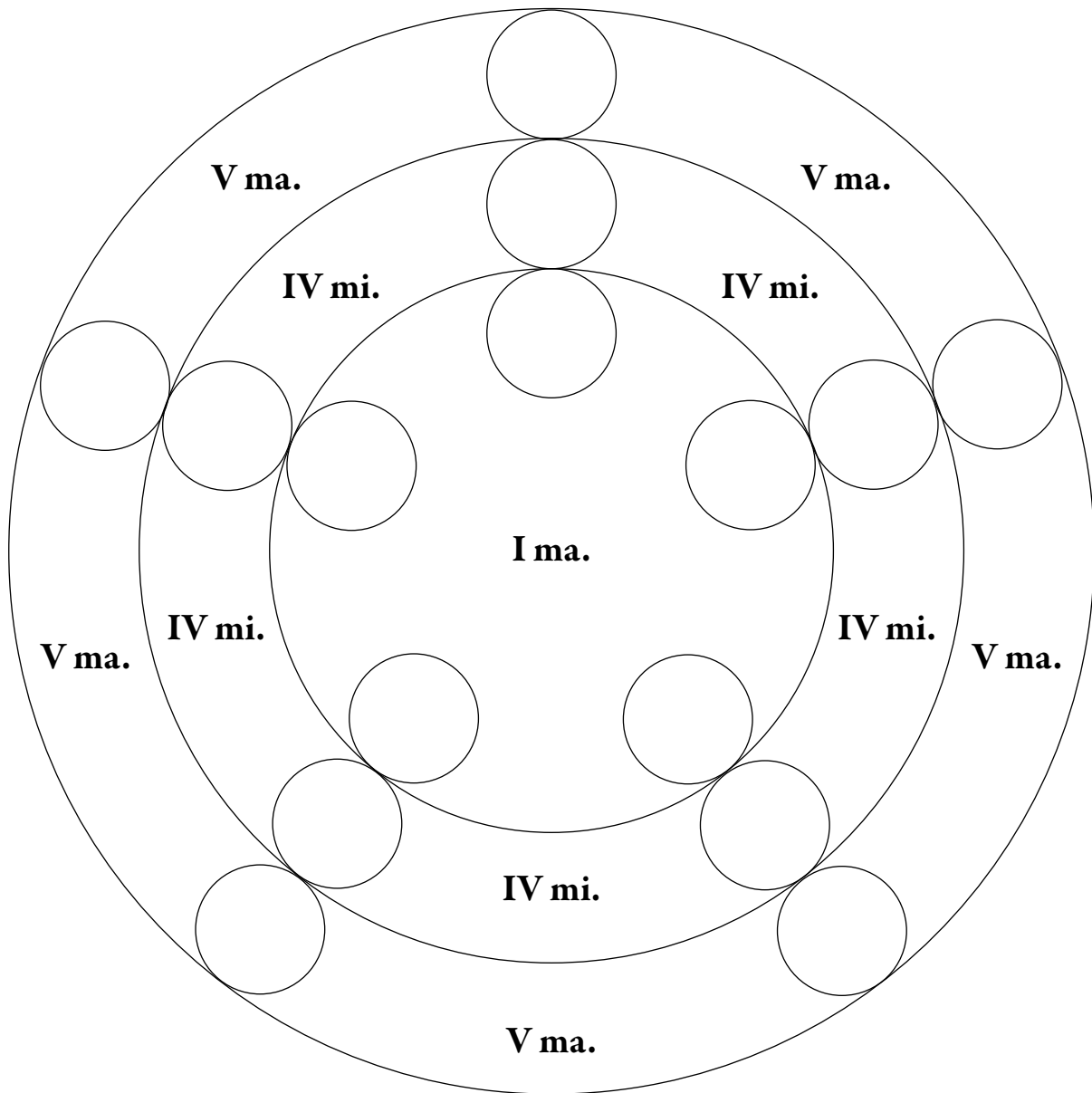
PATTERN MOVEMENT CIRCLES

Mixed I, IV, V in the Key of "B^b"



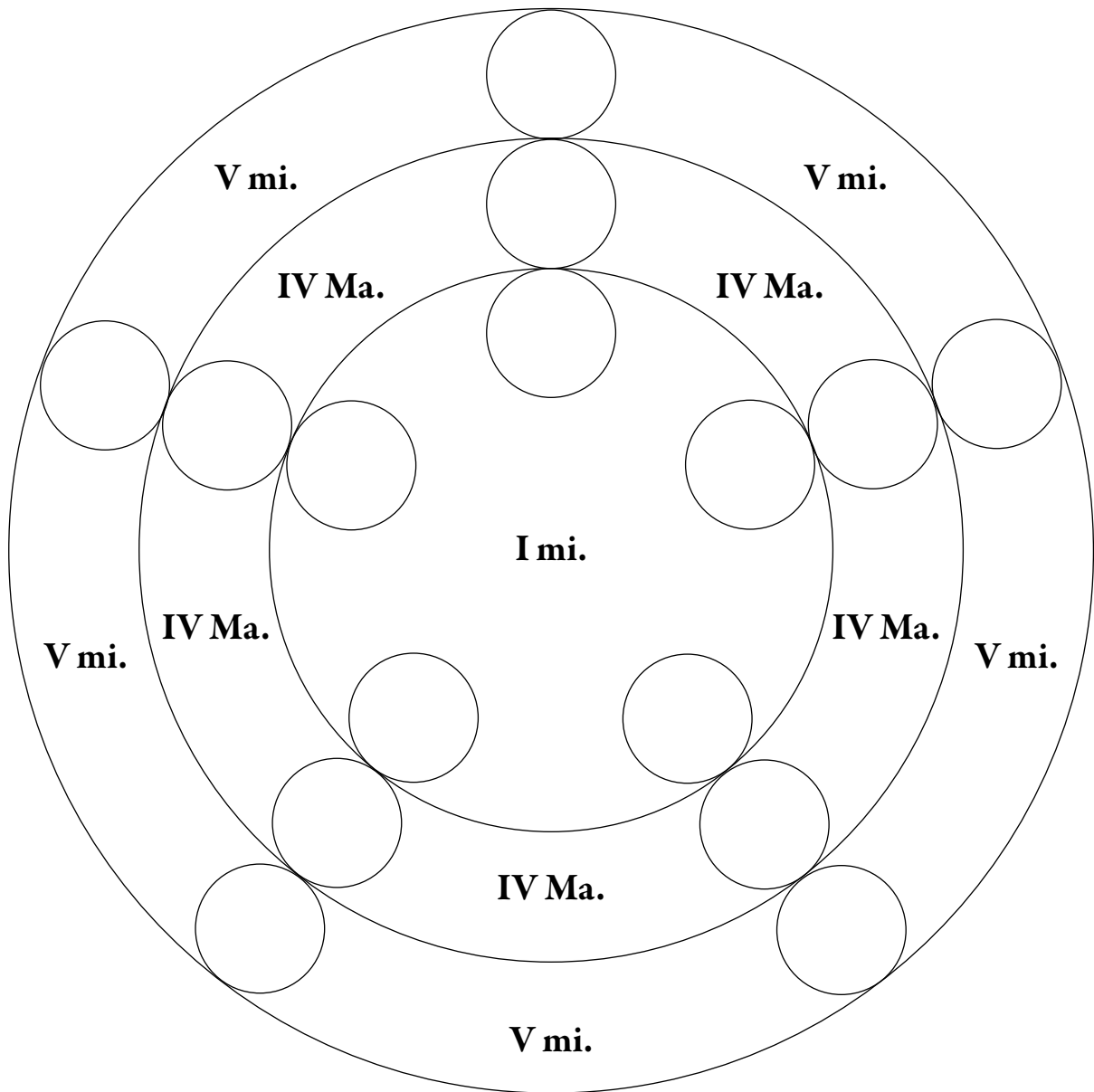
PATTERN MOVEMENT CIRCLES

Mixed I, IV, V in the Key of "E^b"



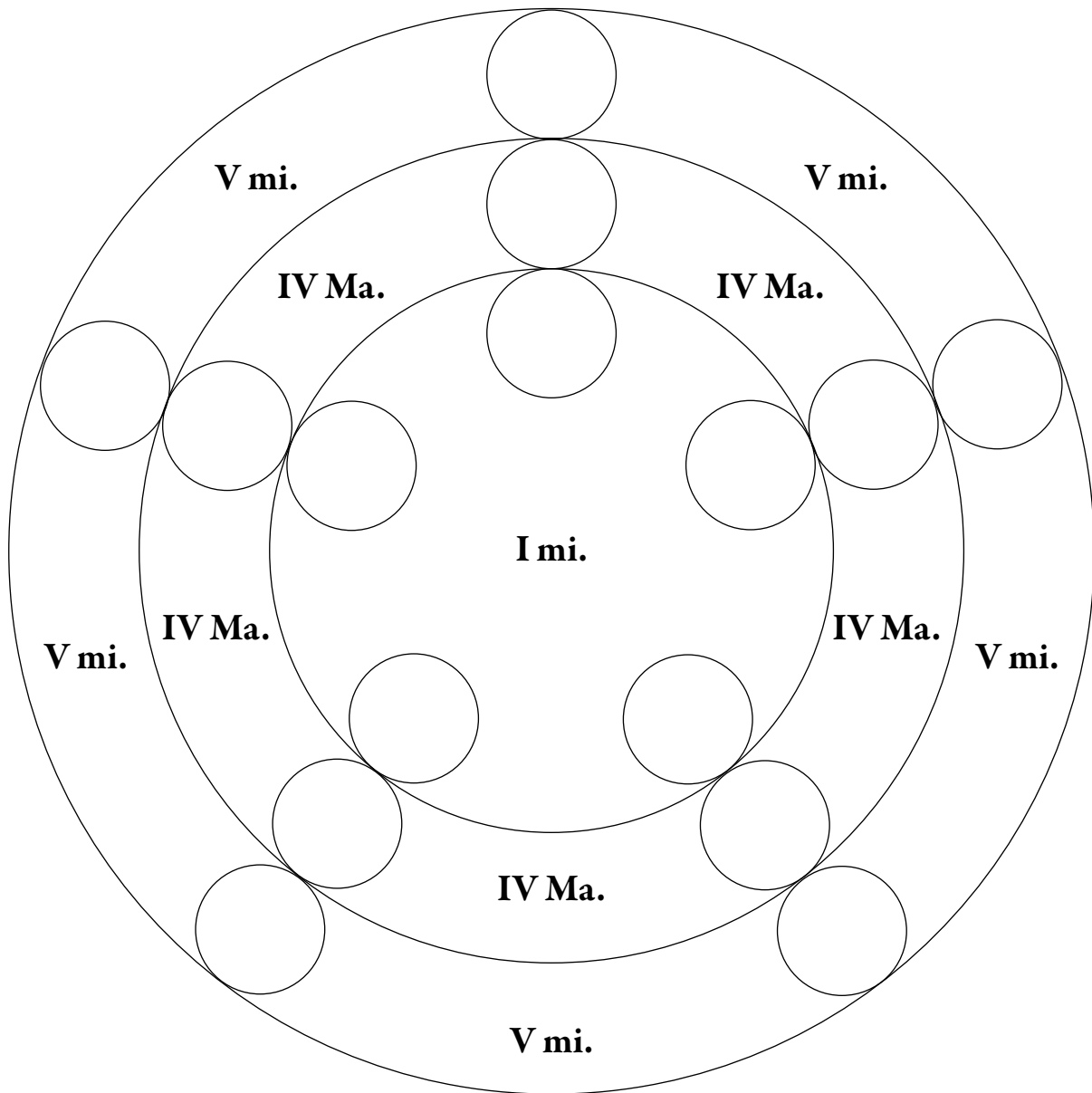
PATTERN MOVEMENT CIRCLES

Mixed I, IV, V in the Key of "A"



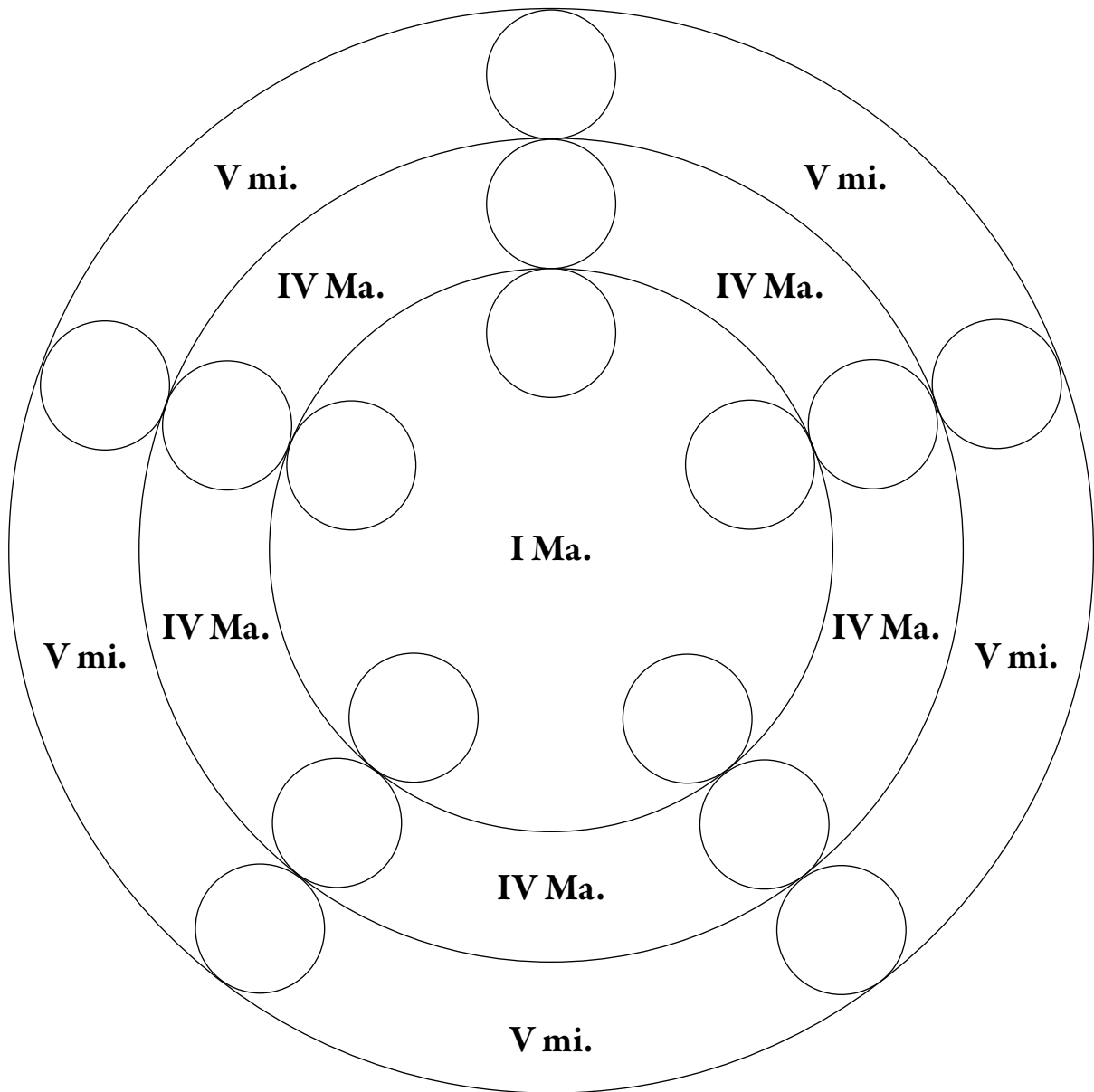
PATTERN MOVEMENT CIRCLES

Mixed I, IV, V in the Key of "C"



PATTERN MOVEMENT CIRCLES

Mixed I, IV, V in the Key of "G"



PATTERN MOVEMENT CIRCLES

Mixed I, IV, V in the Key of "E"

